

Washington Dept. of Natural Resources
Mill log prices - Domestically Processed

Years	2020
Quarters	Qtr1
Price Per	Jan

Coast Marketing Area

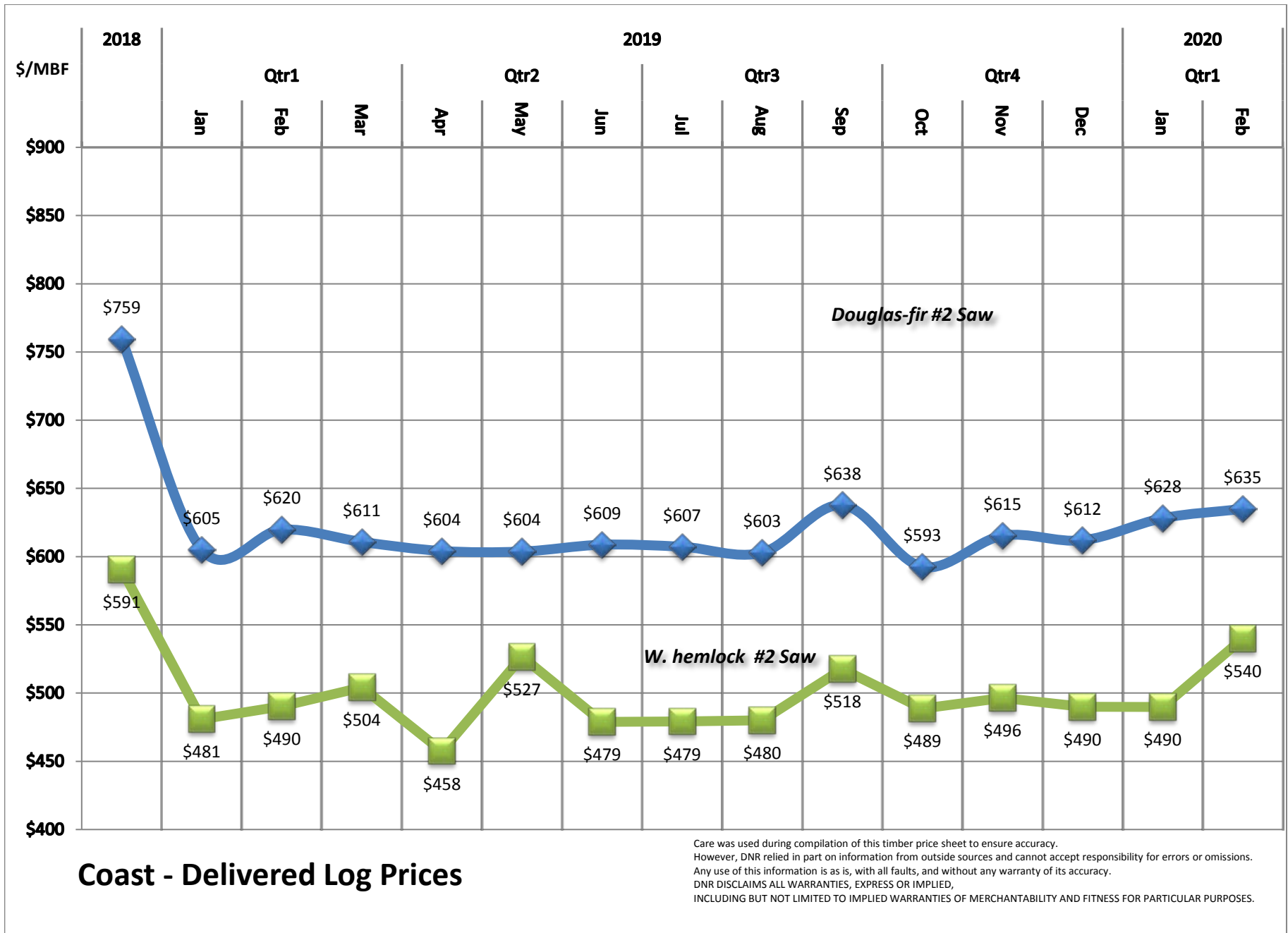
Species - Grade	\$/MBF			Number of Quotes
	Average	High	Low	
Doug-Fir	\$582	\$735	\$324	●
SM and Better	\$673	\$735	\$550	●
2 Saw	\$628	\$712	\$550	●
3 Saw	\$600	\$650	\$490	●
4 Saw/CNS	\$509	\$608	\$450	●
Util*	\$330	\$333	\$324	●
White wood	\$439	\$548	\$312	●
SM and Better	\$535	\$535	\$535	●
2 Saw	\$490	\$540	\$430	●
3 Saw	\$467	\$548	\$350	●
4 Saw/CNS	\$373	\$430	\$312	●
Util*	\$330	\$333	\$324	●
Spruce	\$366	\$500	\$200	●
2 Saw	\$375	\$500	\$250	●
3 Saw	\$350	\$500	\$200	●
4 Saw/CNS	\$380	\$380	\$380	●
Cedar	\$885	\$1,105	\$450	●
Camprun	\$885	\$1,105	\$450	●
Alder	\$444	\$650	\$252	●
2 Saw	\$584	\$650	\$525	●
3 Saw	\$528	\$600	\$475	●
4 Saw	\$453	\$596	\$275	●
Util*	\$276	\$306	\$252	●
Maple	\$304	\$350	\$252	●
2 Saw	\$313	\$350	\$300	●
3 Saw	\$313	\$350	\$300	●
4 Saw	\$309	\$350	\$275	●
Util*	\$281	\$306	\$252	●
Cotton Wood	\$200	\$200	\$200	●
Camprun	\$200	\$200	\$200	●
Grand Total	\$461	\$1,105	\$200	110

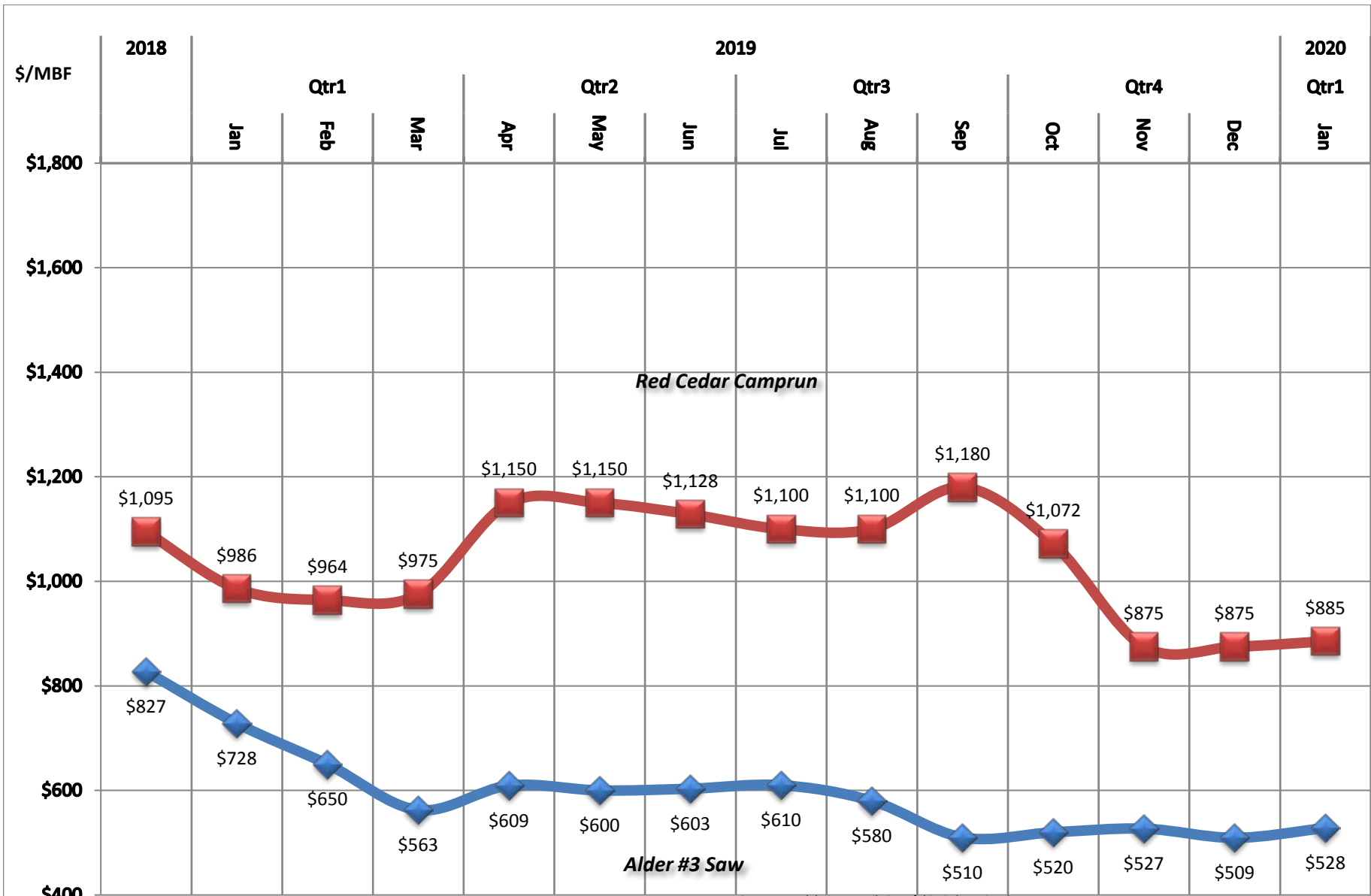
1 to 2 quotes ●
3 to 4 quotes ●
5 or more quotes ●

Utility conversion rate is 9.0 tons/mbf

Publish date: 2/3/2020

Care was used during compilation of this timber price sheet to ensure accuracy. However, DNR relied in part on information from outside sources and cannot accept responsibility for errors or omissions. Any use of this information is as is, with all faults, and without any warranty of its accuracy. DNR DISCLAIMS ALL WARRANTIES, EXPRESS OR IMPLIED, INCLUDING BUT NOT LIMITED TO IMPLIED WARRANTIES OF MERCHANTABILITY AND FITNESS FOR PARTICULAR PURPOSES.





Coast - Delivered Log Prices

Care was used during compilation of this timber price sheet to ensure accuracy. However, DNR relied in part on information from outside sources and cannot accept responsibility for errors or omissions. Any use of this information is as is, with all faults, and without any warranty of its accuracy. DNR DISCLAIMS ALL WARRANTIES, EXPRESS OR IMPLIED, INCLUDING BUT NOT LIMITED TO IMPLIED WARRANTIES OF MERCHANTABILITY AND FITNESS FOR PARTICULAR PURPOSES.

Washington Dept. of Natural Resources
 Mill log prices - Domestically Processed

Price Period January-20
 Marketing Region EASTSIDE

Species - Sort	\$/MBF			Number of Quotes
	Average	High	Low	
Doug-Fir/Larch	\$412	\$435	\$400	●
Camprun	\$413	\$435	\$400	●
CNS	\$408	\$415	\$400	●
White fir/hem	\$401	\$435	\$360	●
Camprun	\$401	\$435	\$360	●
CNS	\$400	\$400	\$400	●
E Spruce	\$380	\$420	\$360	●
Camprun	\$380	\$420	\$360	●
Lodgepole	\$380	\$435	\$300	●
Camprun	\$392	\$435	\$350	●
CNS	\$350	\$400	\$300	●
Cedar	\$738	\$850	\$600	●
Camprun	\$825	\$850	\$800	●
CNS	\$650	\$700	\$600	●
Pine	\$319	\$350	\$300	●
Small saw	\$308	\$325	\$300	●
Large saw	\$350	\$350	\$350	●
White pine	\$374	\$425	\$350	●
Camprun	\$382	\$425	\$360	●
CNS	\$350	\$350	\$350	●
Conifer	\$278	\$389	\$204	●
CNS	\$346	\$389	\$324	●
Utility	\$210	\$213	\$204	●
Grand Total	\$401	\$850	\$204	53

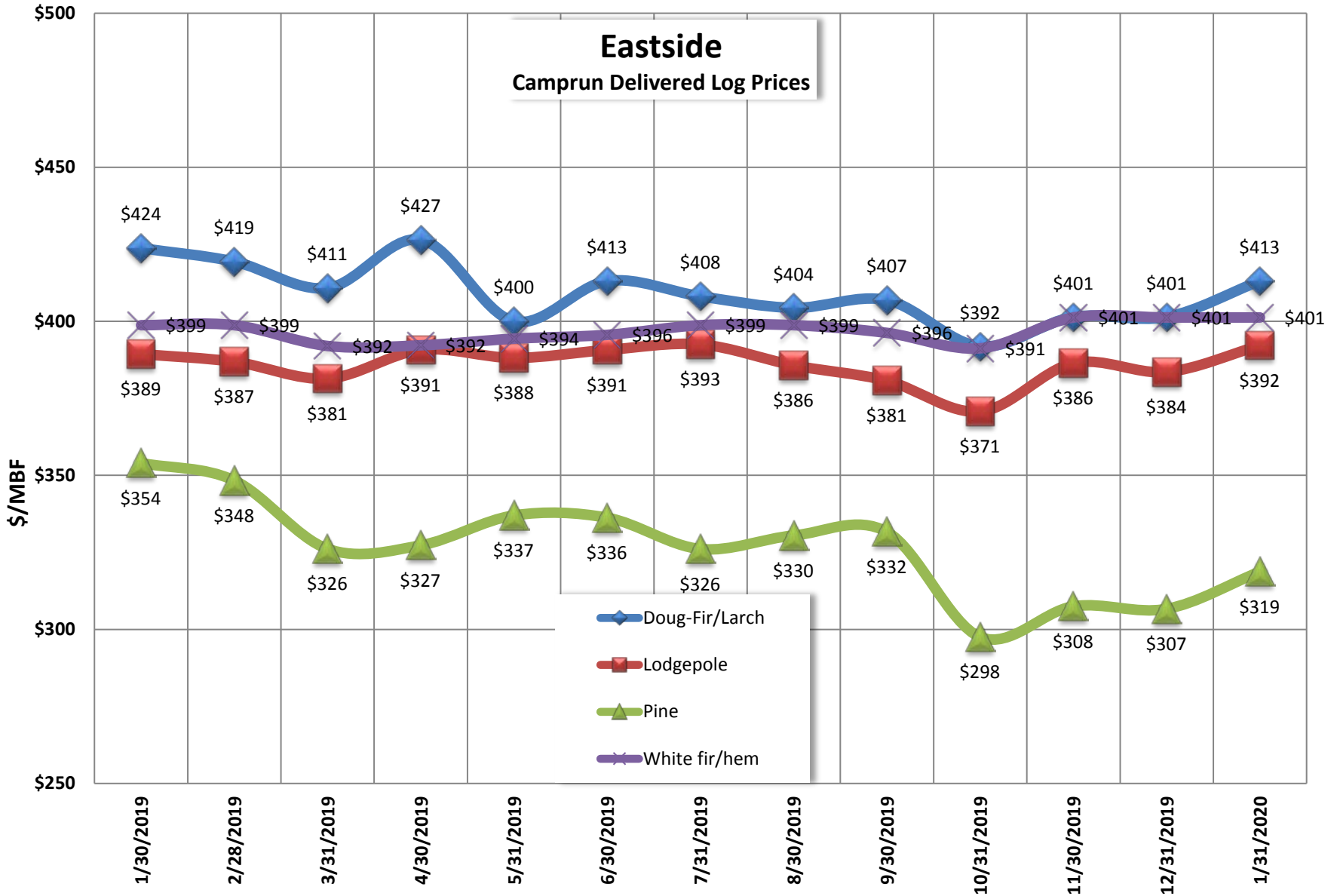
- 5 or more quotes
- 3 to 4 quotes
- 1 to 2 quotes

Publish date: February 3, 2020

Note: Utility/pulp conversion factor used 8.5 Tons/mbf

Care was used during compilation of this timber price sheet to ensure accuracy. However, DNR relied in part on information from outside sources and cannot accept responsibility for errors or omissions. Any use of this information is as is, with all faults, and without any warranty of its accuracy. DNR DISCLAIMS ALL WARRANTIES, EXPRESS OR IMPLIED, INCLUDING BUT NOT LIMITED TO IMPLIED WARRANTIES OF MERCHANTABILITY AND FITNESS FOR PARTICULAR PURPOSES.

Eastside Camprun Delivered Log Prices



Washington Dept. of Natural Resources
Mill log prices - Domestically Processed

Years	2020
Quarters	Qtr1
Price Per	Feb

Coast Marketing Area

Species - Grade	\$/MBF			Number of Quotes
	Average	High	Low	
Doug-Fir	\$636	\$1,018	\$198	●
Pole **	\$974	\$1,018	\$951	●
SM and Better	\$727	\$800	\$655	●
2 Saw	\$639	\$702	\$575	●
3 Saw	\$628	\$692	\$550	●
4 Saw/CNS	\$499	\$530	\$468	●
Util*	\$318	\$342	\$198	●
Whitewood	\$460	\$607	\$198	●
SM and Better	\$540	\$540	\$540	●
2 Saw	\$525	\$607	\$450	●
3 Saw	\$511	\$607	\$400	●
4 Saw/CNS	\$385	\$440	\$312	●
Util*	\$318	\$342	\$198	●
Spruce	\$460	\$500	\$380	●
2 Saw	\$500	\$500	\$500	●
3 Saw	\$500	\$500	\$500	●
4 Saw/CNS	\$380	\$380	\$380	●
Cedar	\$1,174	\$1,863	\$850	●
Pole **	\$1,645	\$1,863	\$1,428	●
Camprun	\$1,039	\$1,300	\$850	●
Alder	\$416	\$575	\$180	●
2 Saw	\$563	\$575	\$550	●
3 Saw	\$516	\$535	\$500	●
4 Saw	\$451	\$528	\$325	●
Util*	\$284	\$351	\$180	●
Maple	\$302	\$351	\$180	●
2 Saw	\$319	\$350	\$300	●
3 Saw	\$319	\$350	\$300	●
4 Saw	\$303	\$350	\$200	●
Util*	\$287	\$351	\$180	●
Cottonwood	\$200	\$200	\$200	●
Camprun	\$200	\$200	\$200	●
Grand Total	\$534	\$1,863	\$180	181

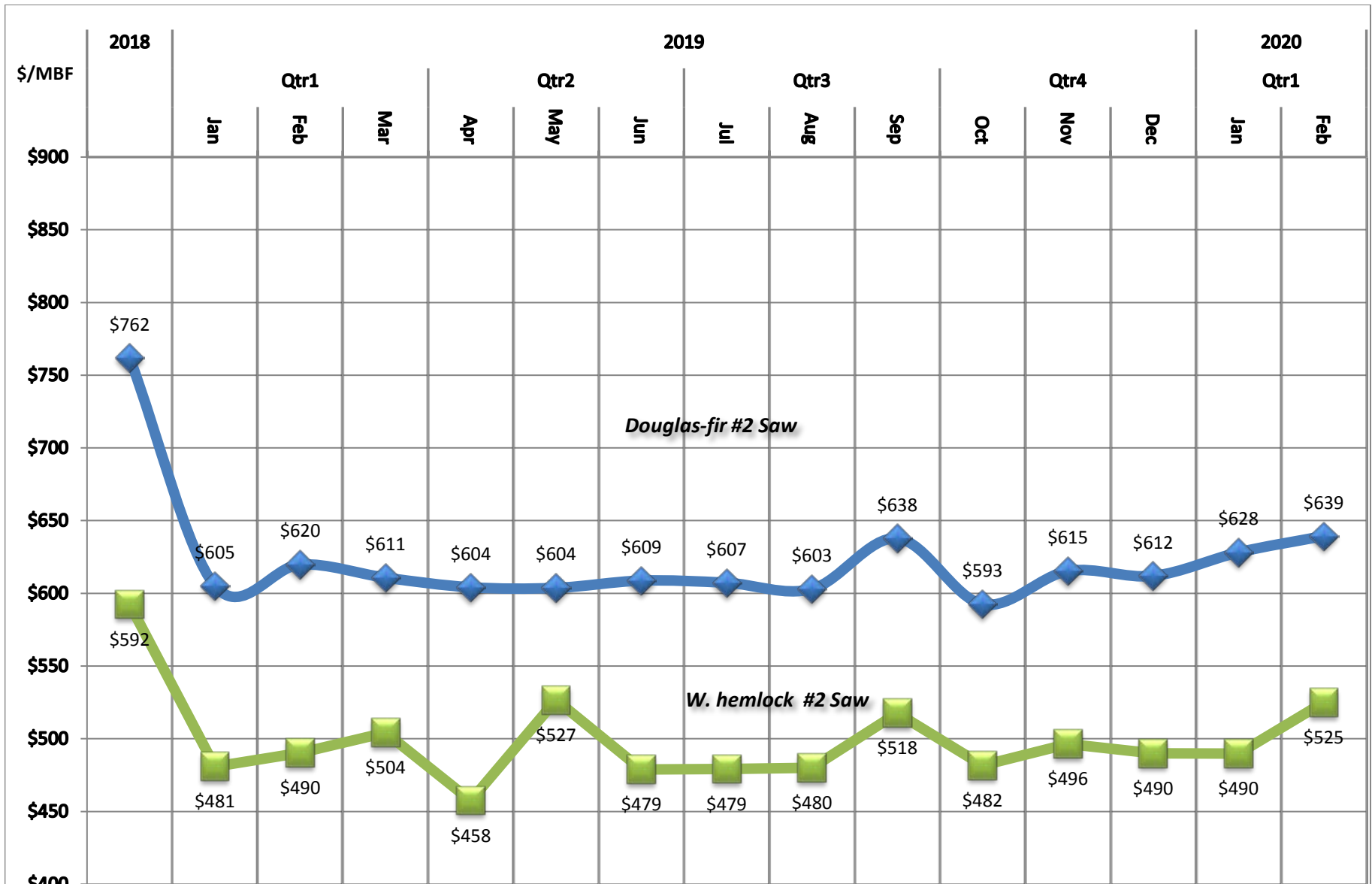
1 to 2 quotes ●
3 to 4 quotes ●
5 or more quotes ●

*Utility conversion rate is 9.0 tons/mbf

** Poles 40 ft and longer

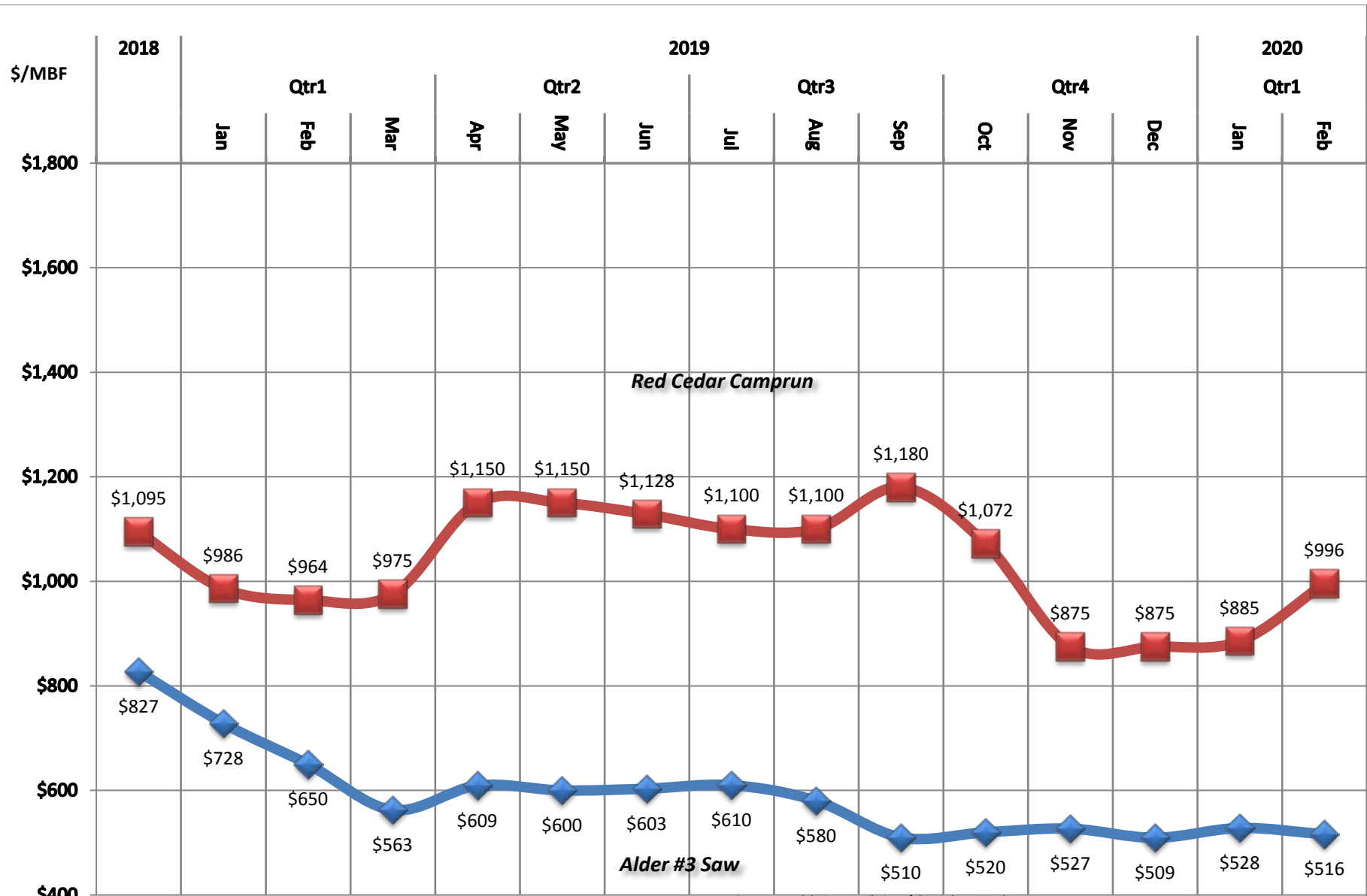
Publish date: March 10, 2020

The log prices in this survey are not intended to represent any past, current or future log value that any given producer will pay. DNR relies in part on information from outside sources and cannot accept responsibility for errors or omissions. Any use of this information is as is, with all faults, and without any warranty of its accuracy. DNR DISCLAIMS ALL WARRANTIES, EXPRESS OR IMPLIED, INCLUDING BUT NOT LIMITED TO IMPLIED WARRANTIES OF MERCHANTABILITY AND FITNESS FOR PARTICULAR PURPOSES.



Coast - Delivered Log Prices

Care was used during compilation of this timber price sheet to ensure accuracy. However, DNR relied in part on information from outside sources and cannot accept responsibility for errors or omissions. Any use of this information is as is, with all faults, and without any warranty of its accuracy. DNR DISCLAIMS ALL WARRANTIES, EXPRESS OR IMPLIED, INCLUDING BUT NOT LIMITED TO IMPLIED WARRANTIES OF MERCHANTABILITY AND FITNESS FOR PARTICULAR PURPOSES.



Coast - Delivered Log Prices

Care was used during compilation of this timber price sheet to ensure accuracy. However, DNR relied in part on information from outside sources and cannot accept responsibility for errors or omissions. Any use of this information is as is, with all faults, and without any warranty of its accuracy. DNR DISCLAIMS ALL WARRANTIES, EXPRESS OR IMPLIED, INCLUDING BUT NOT LIMITED TO IMPLIED WARRANTIES OF MERCHANTABILITY AND FITNESS FOR PARTICULAR PURPOSES.

Washington Dept. of Natural Resources
 Mill log prices - Domestically Processed

Price Period February-20
 Marketing Region EASTSIDE

Species - Sort	\$/MBF			Number of Quotes
	Average	High	Low	
Doug-Fir/Larch	\$409	\$435	\$380	●
Camprun	\$409	\$435	\$380	●
CNS	\$408	\$415	\$400	●
White fir/hem	\$400	\$435	\$360	●
Camprun	\$400	\$435	\$360	●
CNS	\$400	\$400	\$400	●
E Spruce	\$375	\$400	\$360	●
Camprun	\$375	\$400	\$360	●
Lodgepole	\$377	\$435	\$300	●
Camprun	\$388	\$435	\$340	●
CNS	\$350	\$400	\$300	●
Cedar	\$763	\$850	\$650	●
Camprun	\$850	\$850	\$850	●
CNS	\$675	\$700	\$650	●
Pine	\$316	\$340	\$300	●
Small saw	\$308	\$325	\$300	●
Large saw	\$340	\$340	\$340	●
White pine	\$386	\$425	\$360	●
Camprun	\$382	\$425	\$360	●
CNS	\$400	\$400	\$400	●
Conifer	\$275	\$389	\$187	●
CNS	\$346	\$389	\$324	●
Utility	\$204	\$213	\$187	●
Grand Total	\$401	\$850	\$187	53

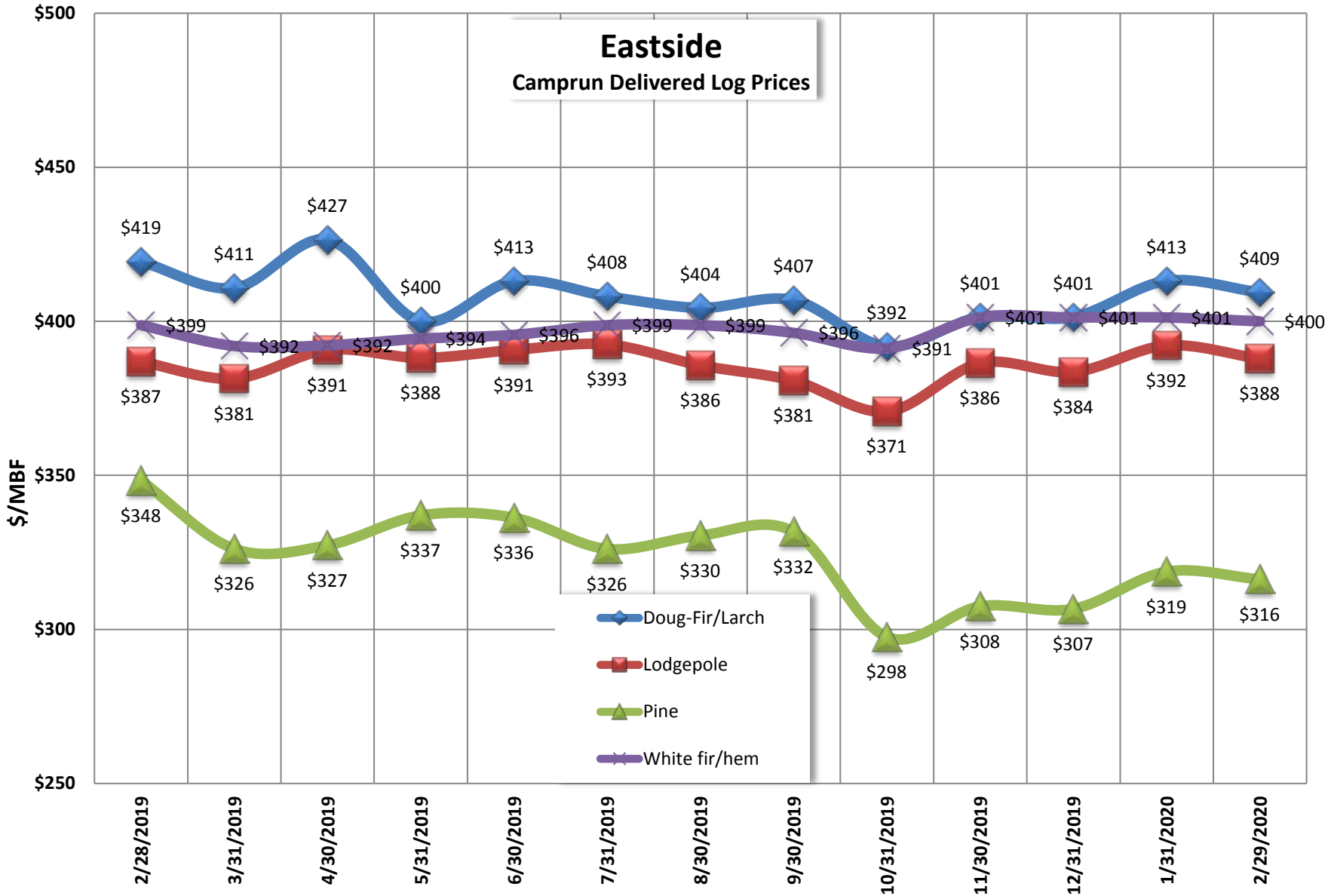
- 5 or more quotes
- 3 to 4 quotes
- 1 to 2 quotes

Publish date: March 3, 2020

Note: Utility/pulp conversion factor used 8.5 Tons/mbf

The log prices in this survey are not intended to represent any past, current or future log value that any given producer will pay. DNR relies in part on information from outside sources and cannot accept responsibility for errors or omissions. Any use of this information is as is, with all faults, and without any warranty of its accuracy. DNR DISCLAIMS ALL WARRANTIES, EXPRESS OR IMPLIED, INCLUDING BUT NOT LIMITED TO IMPLIED WARRANTIES OF MERCHANTABILITY AND FITNESS FOR PARTICULAR PURPOSES

Eastside Camprun Delivered Log Prices



Washington Dept. of Natural Resources
Mill log prices - Domestically Processed

Years	2020
Quarters	Qtr1
Price Per	Mar

Coast Marketing Area

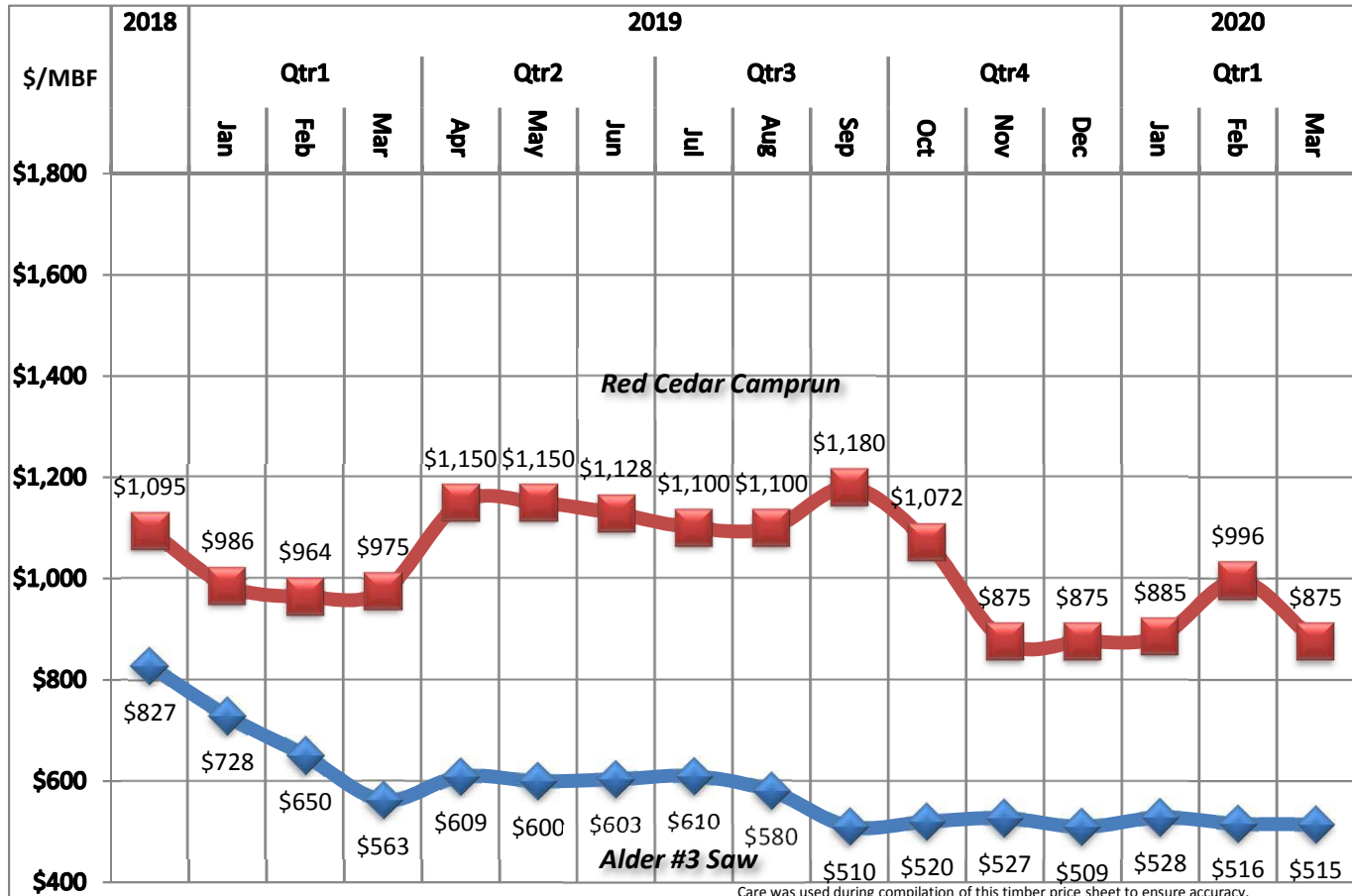
Species - Grade	\$/MBF			Number of Quotes
	Average	High	Low	
Doug-Fir	\$571	\$745	\$270	●
SM and Better	\$745	\$745	\$745	●
2 Saw	\$625	\$660	\$590	●
3 Saw	\$598	\$660	\$468	●
4 Saw/CNS	\$523	\$545	\$500	●
Util*	\$270	\$270	\$270	●
Whitewood	\$461	\$560	\$270	●
2 Saw	\$506	\$560	\$430	●
3 Saw	\$540	\$560	\$500	●
4 Saw/CNS	\$405	\$460	\$351	●
Util*	\$270	\$270	\$270	●
Spruce	\$386	\$510	\$250	●
2 Saw	\$380	\$510	\$250	●
3 Saw	\$510	\$510	\$510	●
4 Saw/CNS	\$390	\$390	\$390	●
Util*	\$270	\$270	\$270	●
Cedar	\$875	\$1,100	\$650	●
Camprun	\$875	\$1,100	\$650	●
Alder	\$444	\$575	\$135	●
2 Saw	\$560	\$575	\$550	●
3 Saw	\$515	\$550	\$500	●
4 Saw	\$423	\$513	\$300	●
Util*	\$213	\$252	\$135	●
Maple	\$276	\$300	\$135	●
2 Saw	\$300	\$300	\$300	●
3 Saw	\$300	\$300	\$300	●
4 Saw	\$300	\$300	\$300	●
Util*	\$180	\$225	\$135	●
Cottonwood	\$178	\$200	\$135	●
Util*	\$167	\$198	\$135	●
Camprun	\$200	\$200	\$200	●
Grand Total	\$445	\$1,100	\$135	70

1 to 2 quotes ●
3 to 4 quotes ●
5 or more quotes ●

*Utility conversion rate is 9.0 tons/mbf

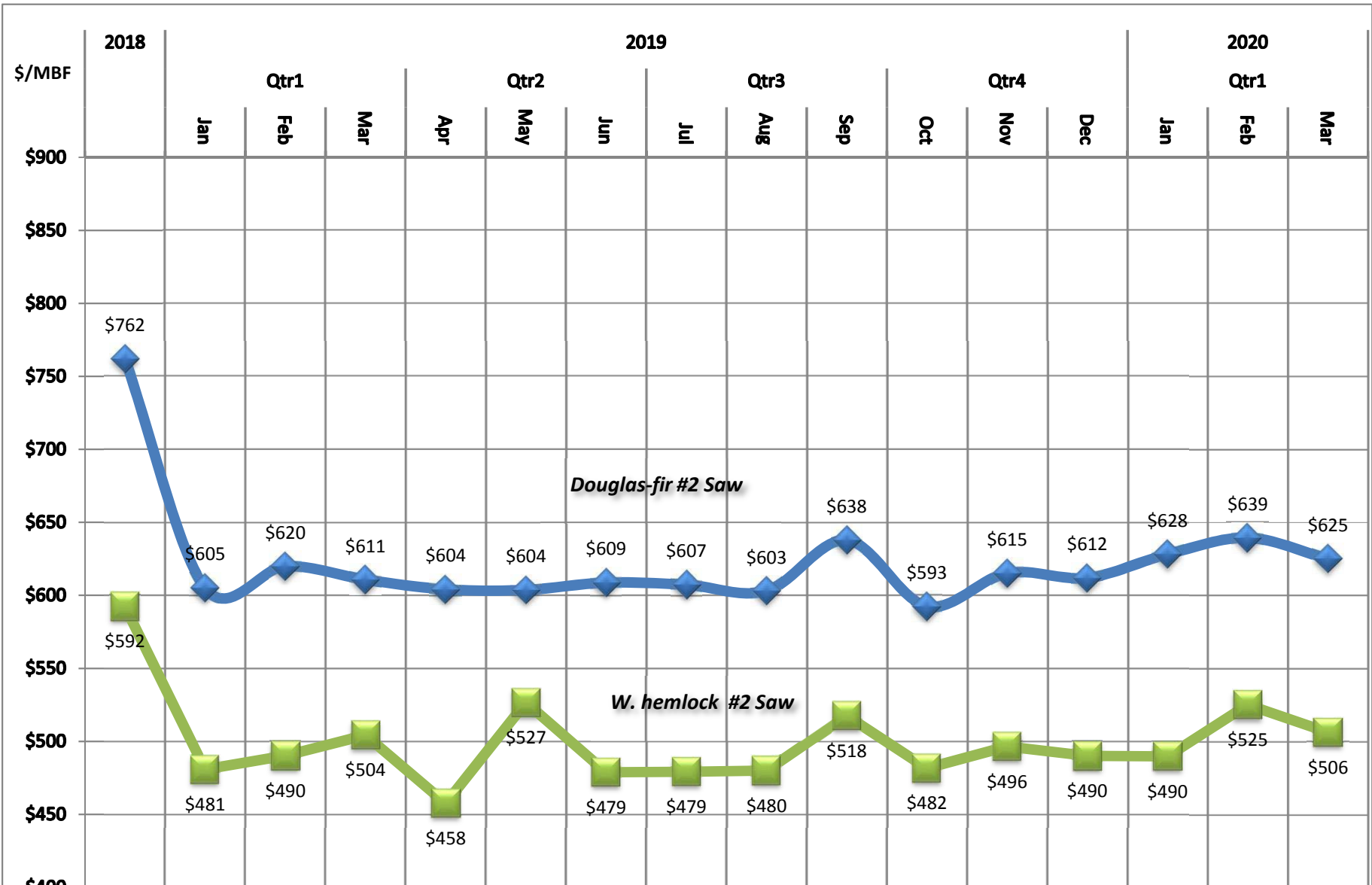
Publish date: April 2, 2020

The log prices in this survey are not intended to represent any past, current or future log value that any given producer will pay. DNR relies in part on information from outside sources and cannot accept responsibility for errors or omissions. Any use of this information is as is, with all faults, and without any warranty of its accuracy. DNR DISCLAIMS ALL WARRANTIES, EXPRESS OR IMPLIED, INCLUDING BUT NOT LIMITED TO IMPLIED WARRANTIES OF MERCHANTABILITY AND FITNESS FOR PARTICULAR PURPOSES.



Coast - Delivered Log Prices

Care was used during compilation of this timber price sheet to ensure accuracy. However, DNR relied in part on information from outside sources and cannot accept responsibility for its accuracy. DNR DISCLAIMS ALL WARRANTIES, EXPRESS OR IMPLIED, INCLUDING BUT NOT LIMITED TO IMPLIED WARRANTIES OF MERCHANTABILITY AND FITNESS FOR A PARTICULAR PURPOSE.



Coast - Delivered Log Prices

Care was used during compilation of this timber price sheet to ensure accuracy. However, DNR relied in part on information from outside sources and cannot accept responsibility for errors or omissions. Any use of this information is as is, with all faults, and without any warranty of its accuracy. DNR DISCLAIMS ALL WARRANTIES, EXPRESS OR IMPLIED, INCLUDING BUT NOT LIMITED TO IMPLIED WARRANTIES OF MERCHANTABILITY AND FITNESS FOR PARTICULAR PURPOSES.

Washington Dept. of Natural Resources
 Mill log prices - Domestically Processed

Price Period March-20
 Marketing Region EASTSIDE

Species - Sort	\$/MBF			Number of Quotes
	Average	High	Low	
Doug-Fir/Larch	\$414	\$435	\$400	●
Camprun	\$416	\$435	\$400	●
CNS	\$408	\$415	\$400	●
White fir/hem	\$399	\$435	\$360	●
Camprun	\$399	\$435	\$360	●
CNS	\$400	\$400	\$400	●
E Spruce	\$375	\$400	\$360	●
Camprun	\$375	\$400	\$360	●
Lodgepole	\$381	\$435	\$320	●
Camprun	\$391	\$435	\$360	●
CNS	\$357	\$400	\$320	●
Cedar	\$788	\$900	\$700	●
Camprun	\$875	\$900	\$850	●
CNS	\$700	\$700	\$700	●
Pine	\$326	\$360	\$300	●
Small saw	\$315	\$325	\$300	●
Large saw	\$360	\$360	\$360	●
White pine	\$386	\$425	\$360	●
Camprun	\$382	\$425	\$360	●
CNS	\$400	\$400	\$400	●
Conifer	\$294	\$396	\$213	●
CNS	\$348	\$396	\$324	●
Utility	\$213	\$213	\$213	●
Grand Total	\$410	\$900	\$213	52

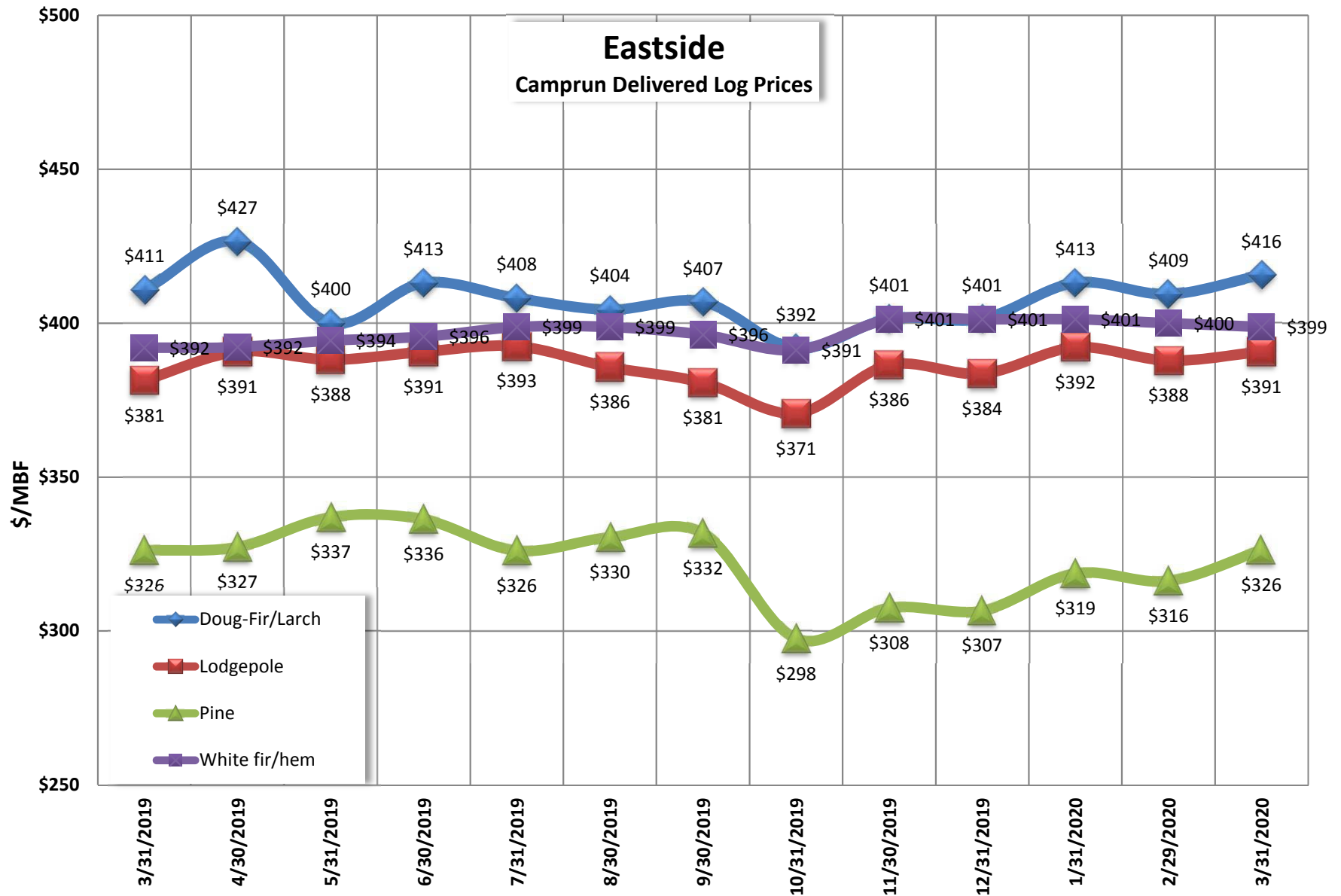
- 5 or more quotes
- 3 to 4 quotes
- 1 to 2 quotes

Publish date: April 2, 2020

Note: Utility/pulp conversion factor used 8.5 Tons/mbf

The log prices in this survey are not intended to represent any past, current or future log value that any given producer will pay. DNR relies in part on information from outside sources and cannot accept responsibility for errors or omissions. Any use of this information is as is, with all faults, and without any warranty of its accuracy. DNR DISCLAIMS ALL WARRANTIES, EXPRESS OR IMPLIED, INCLUDING BUT NOT LIMITED TO IMPLIED

Eastside Camprun Delivered Log Prices



Washington Dept. of Natural Resources
 Mill log prices - Domestically Processed

Years 2020
 Quarters Qtr2
 Price Per Apr

Coast Marketing Area

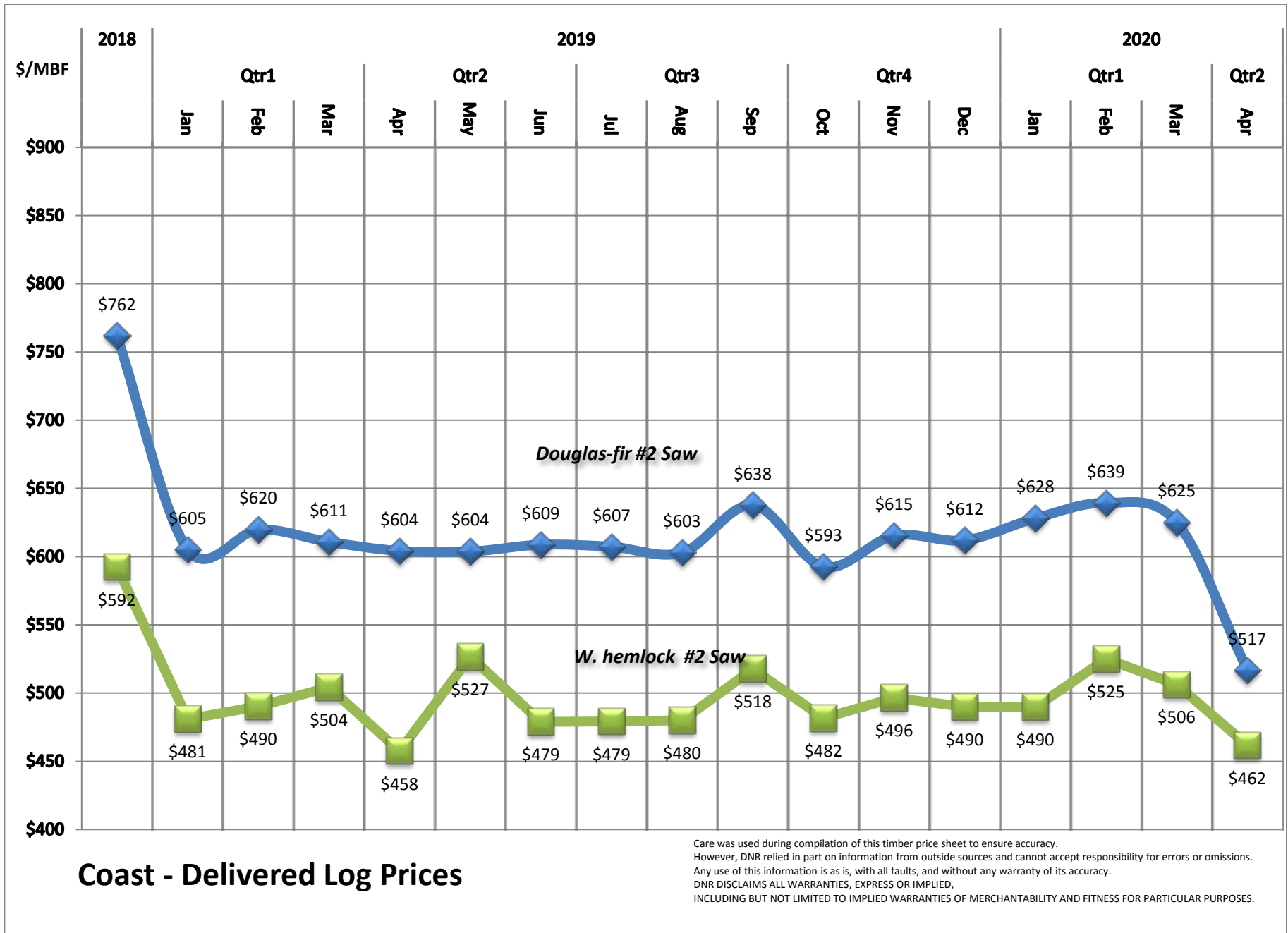
Species - Grade	\$/MBF			Number of Quotes
	Average	High	Low	
Doug-Fir	\$455	\$705	\$288	●
SM and Better	\$705	\$705	\$705	●
2 Saw	\$517	\$530	\$510	●
3 Saw	\$532	\$609	\$500	●
4 Saw/CNS	\$429	\$450	\$390	●
Util*	\$313	\$342	\$288	●
Whitewood	\$386	\$500	\$288	●
2 Saw	\$462	\$500	\$425	●
3 Saw	\$446	\$500	\$400	●
4 Saw/CNS	\$358	\$410	\$312	●
Util*	\$313	\$342	\$288	●
Spruce	\$414	\$480	\$306	●
2 Saw	\$480	\$480	\$480	●
3 Saw	\$480	\$480	\$480	●
4 Saw/CNS	\$390	\$390	\$390	●
Util*	\$306	\$306	\$306	●
Cedar	\$1,100	\$1,100	\$1,100	●
Camprun	\$1,100	\$1,100	\$1,100	●
Alder	\$417	\$550	\$135	●
2 Saw	\$517	\$550	\$450	●
3 Saw	\$513	\$525	\$500	●
4 Saw	\$428	\$513	\$300	●
Util*	\$259	\$344	\$135	●
Maple	\$268	\$300	\$135	●
2 Saw	\$288	\$300	\$275	●
3 Saw	\$288	\$300	\$275	●
4 Saw	\$288	\$300	\$275	●
Util*	\$189	\$243	\$135	●
Cottonwood	\$182	\$200	\$135	●
Util*	\$167	\$198	\$135	●
Camprun	\$192	\$200	\$175	●
Grand Total	\$395	\$1,100	\$135	82

1 to 2 quotes ●
 3 to 4 quotes ●
 5 or more quotes ●

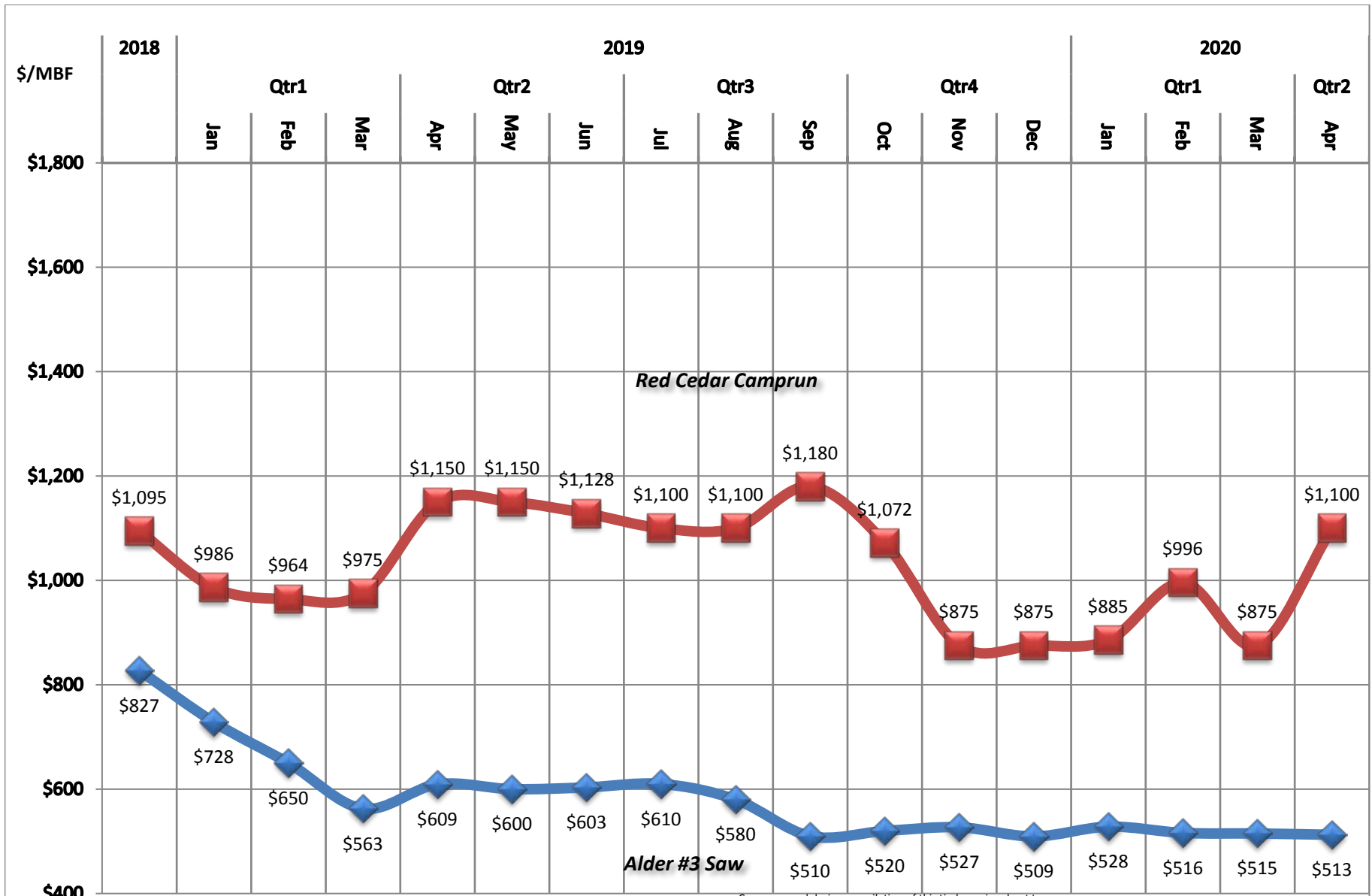
*Utility conversion rate is 9.0 tons/mbf

Publish date: May 1, 2020

The log prices in this survey are not intended to represent any past, current or future log value that any given producer will pay. DNR relies in part on information from outside sources and cannot accept responsibility for errors or omissions. Any use of this information is as is, with all faults, and without any warranty of its accuracy. DNR DISCLAIMS ALL WARRANTIES, EXPRESS OR IMPLIED, INCLUDING BUT NOT LIMITED TO IMPLIED WARRANTIES OF MERCHANTABILITY AND FITNESS FOR PARTICULAR PURPOSES.



Care was used during compilation of this timber price sheet to ensure accuracy. However, DNR relied in part on information from outside sources and cannot accept responsibility for errors or omissions. Any use of this information is as is, with all faults, and without any warranty of its accuracy. DNR DISCLAIMS ALL WARRANTIES, EXPRESS OR IMPLIED, INCLUDING BUT NOT LIMITED TO IMPLIED WARRANTIES OF MERCHANTABILITY AND FITNESS FOR PARTICULAR PURPOSES.



Coast - Delivered Log Prices

Care was used during compilation of this timber price sheet to ensure accuracy. However, DNR relied in part on information from outside sources and cannot accept responsibility for errors or omissions. Any use of this information is as is, with all faults, and without any warranty of its accuracy. DNR DISCLAIMS ALL WARRANTIES, EXPRESS OR IMPLIED, INCLUDING BUT NOT LIMITED TO IMPLIED WARRANTIES OF MERCHANTABILITY AND FITNESS FOR PARTICULAR PURPOSES.

Washington Dept. of Natural Resources
 Mill log prices - Domestically Processed

Price Period April-20
 Marketing Region EASTSIDE

Species - Sort	\$/MBF			Number of Quotes
	Average	High	Low	
Doug-Fir/Larch	\$407	\$420	\$400	●
Camprun	\$407	\$420	\$400	●
CNS	\$408	\$415	\$400	●
White fir/hem	\$387	\$400	\$360	●
Camprun	\$385	\$400	\$360	●
CNS	\$393	\$400	\$390	●
E Spruce	\$373	\$400	\$350	●
Camprun	\$373	\$400	\$350	●
Lodgepole	\$374	\$400	\$320	●
Camprun	\$383	\$400	\$360	●
CNS	\$353	\$390	\$320	●
Cedar	\$795	\$900	\$700	●
Camprun	\$834	\$900	\$801	●
CNS	\$700	\$700	\$700	●
Pine	\$281	\$360	\$100	●
Small saw	\$261	\$325	\$100	●
Large saw	\$360	\$360	\$360	●
White pine	\$386	\$425	\$360	●
Camprun	\$382	\$425	\$360	●
CNS	\$400	\$400	\$400	●
Conifer	\$281	\$360	\$213	●
CNS	\$332	\$360	\$320	●
Utility	\$213	\$213	\$213	●
Grand Total	\$414	\$900	\$100	61

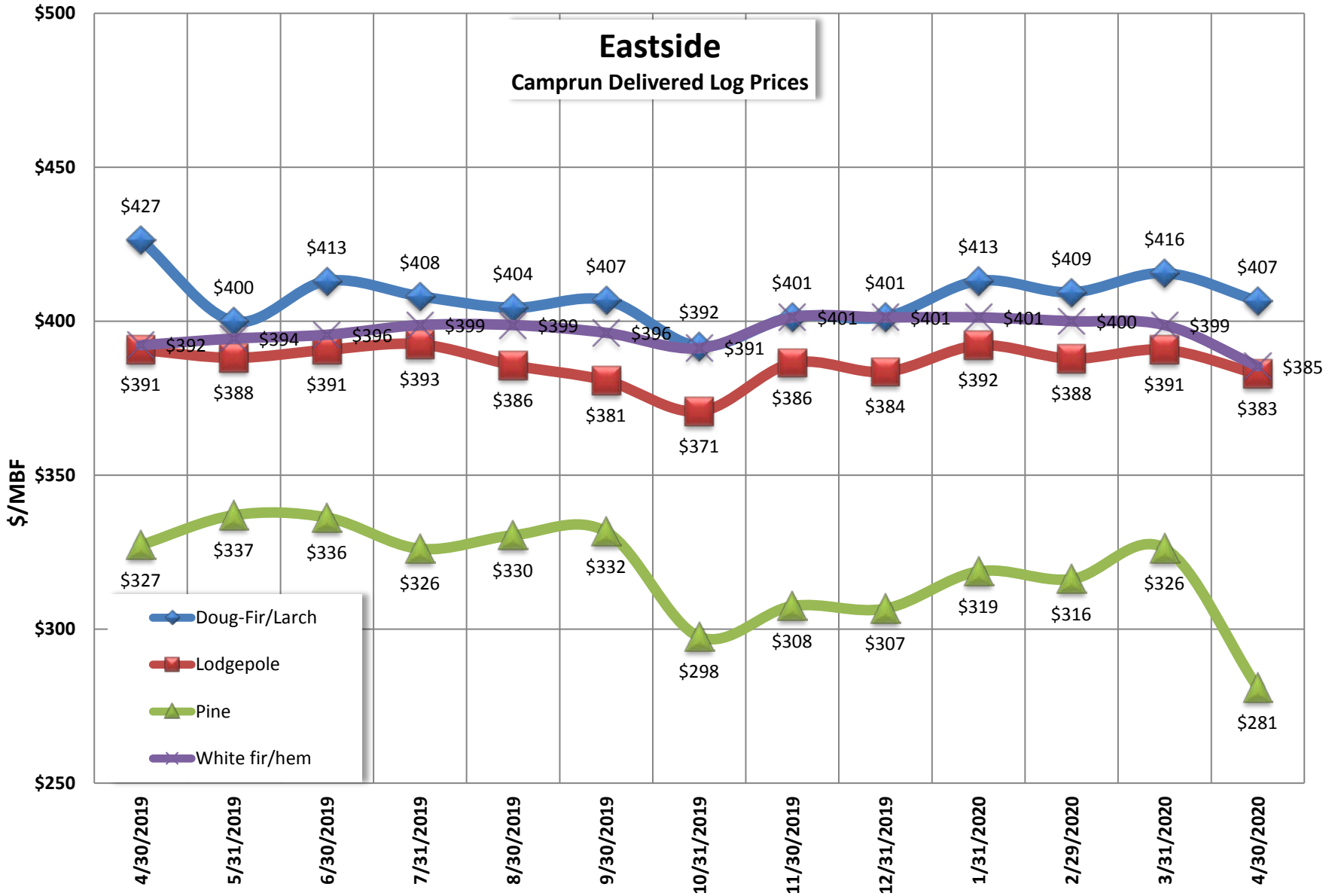
- 5 or more quotes
- 3 to 4 quotes
- 1 to 2 quotes

Publish date: May 1, 2020

Note: Utility/pulp conversion factor used 8.5 Tons/mbf

The log prices in this survey are not intended to represent any past, current or future log value that any given producer will pay. DNR relies in part on information from outside sources and cannot accept responsibility for errors or omissions. Any use of this information is as is, with all faults, and without any warranty of its accuracy. DNR DISCLAIMS ALL WARRANTIES, EXPRESS OR IMPLIED, INCLUDING BUT NOT LIMITED TO IMPLIED WARRANTIES OF MERCHANTABILITY AND FITNESS FOR PARTICULAR PURPOSES

Eastside Camprun Delivered Log Prices



Washington Dept. of Natural Resources
Mill log prices - Domestically Processed

Years	2020
Quarters	Qtr2
Price Per	May

Coast Marketing Area

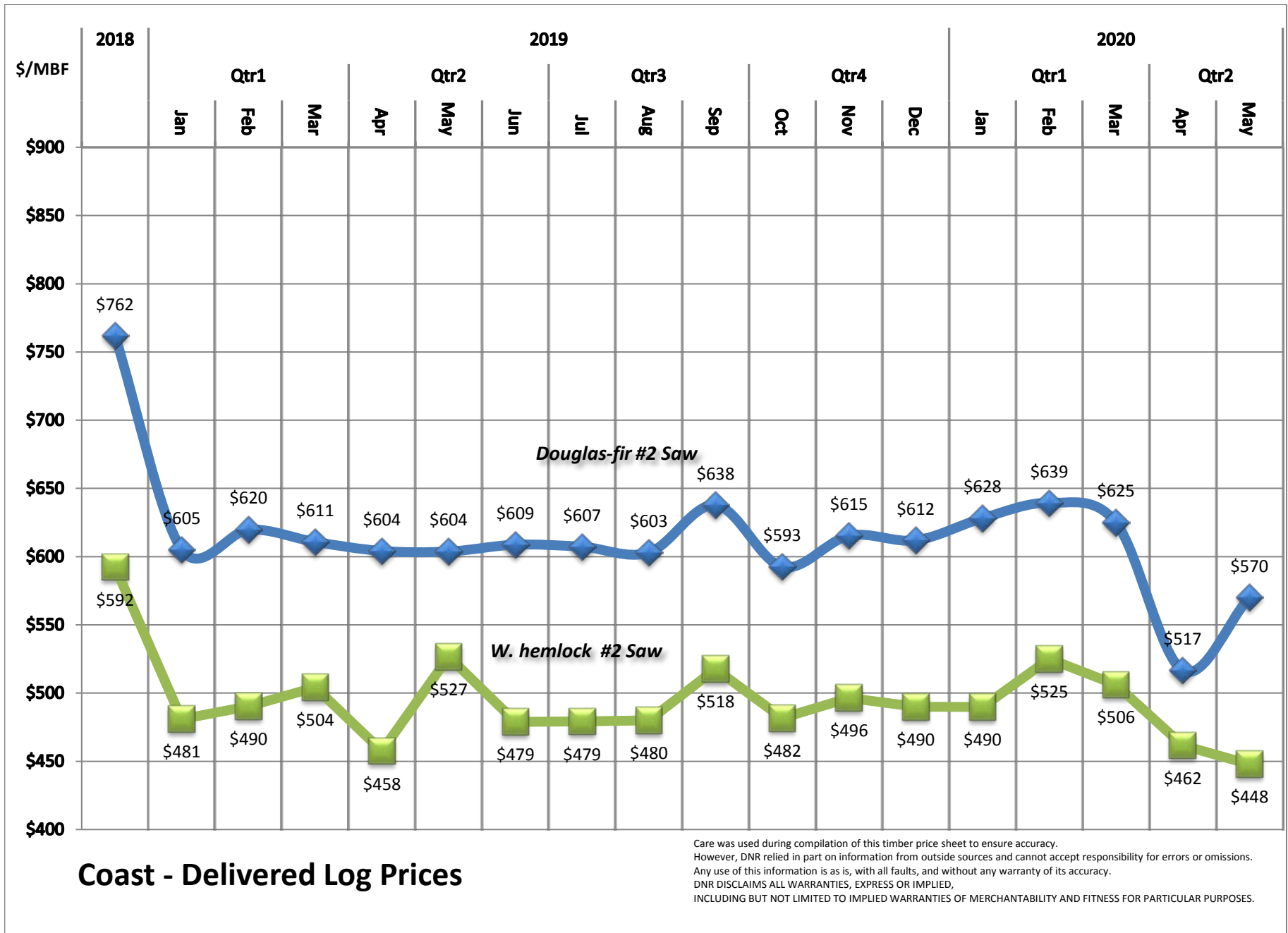
Species - Grade	\$/MBF			Number of Quotes
	Average	High	Low	
Doug-Fir	\$545	\$755	\$288	●
SM and Better	\$655	\$755	\$500	●
2 Saw	\$570	\$673	\$500	●
3 Saw	\$531	\$618	\$440	●
4 Saw/CNS	\$431	\$450	\$390	●
Util*	\$309	\$342	\$288	●
Whitewood	\$388	\$504	\$288	●
SM and Better	\$415	\$430	\$400	●
2 Saw	\$448	\$504	\$350	●
3 Saw	\$458	\$504	\$400	●
4 Saw/CNS	\$356	\$410	\$312	●
Util*	\$309	\$342	\$288	●
Spruce	\$350	\$480	\$250	●
2 Saw	\$365	\$480	\$250	●
3 Saw	\$365	\$480	\$250	●
4 Saw/CNS	\$320	\$390	\$250	●
Cedar	\$700	\$800	\$600	●
Camprun	\$700	\$800	\$600	●
Alder	\$401	\$550	\$225	●
2 Saw	\$525	\$550	\$475	●
3 Saw	\$474	\$500	\$450	●
4 Saw	\$401	\$475	\$250	●
Util*	\$275	\$344	\$225	●
Maple	\$277	\$344	\$225	●
2 Saw	\$275	\$275	\$275	●
3 Saw	\$275	\$275	\$275	●
4 Saw	\$275	\$275	\$275	●
Util*	\$278	\$344	\$225	●
Cottonwood	\$190	\$190	\$190	●
Camprun	\$190	\$190	\$190	●
Grand Total	\$450	\$800	\$190	131

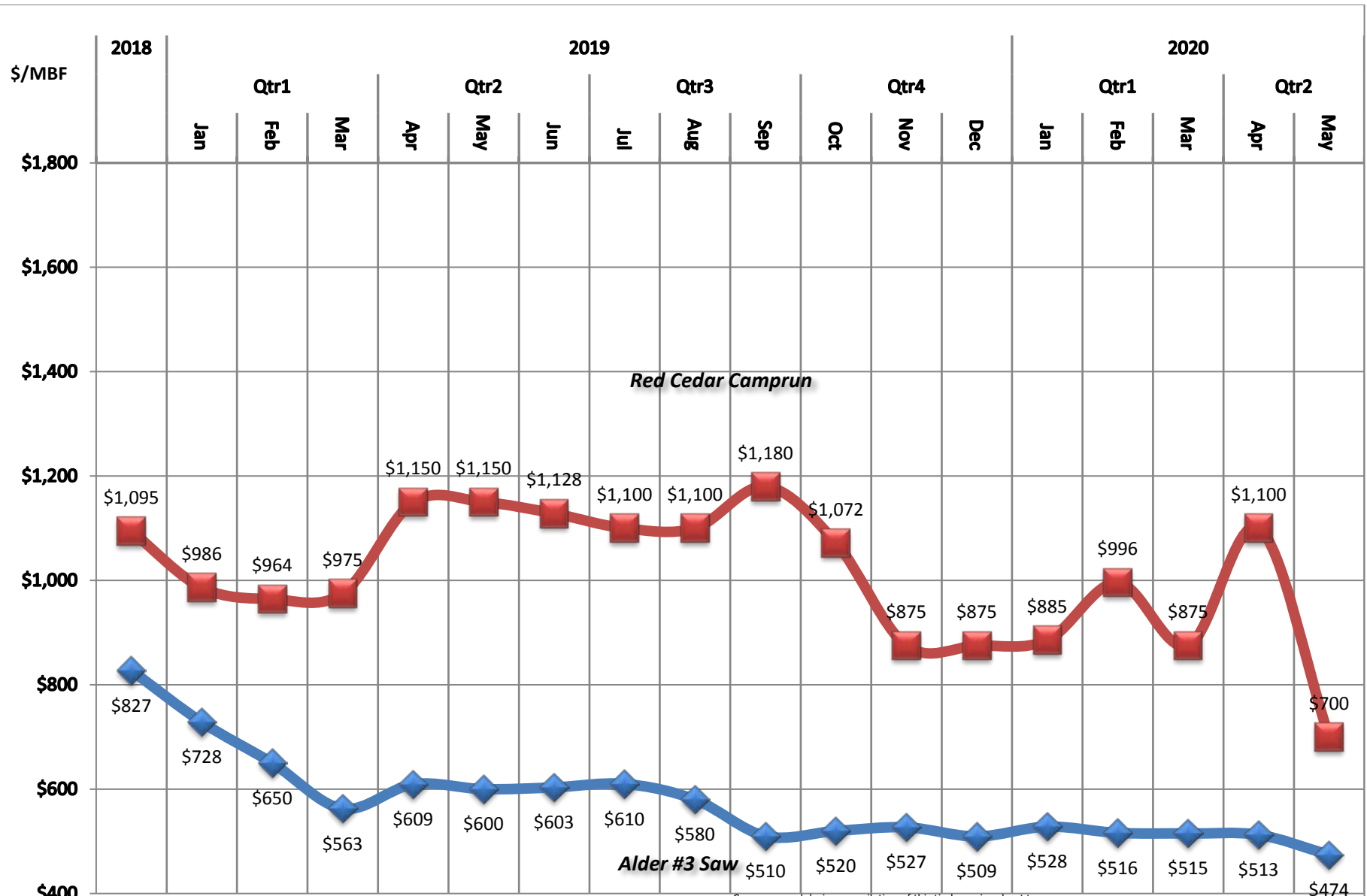
1 to 2 quotes ●
3 to 4 quotes ●
5 or more quotes ●

*Utility conversion rate is 9.0 tons/mbf

Publish date: June 1, 2020

The log prices in this survey are not intended to represent any past, current or future log value that any given producer will pay. DNR relies in part on information from outside sources and cannot accept responsibility for errors or omissions. Any use of this information is as is, with all faults, and without any warranty of its accuracy. DNR DISCLAIMS ALL WARRANTIES, EXPRESS OR IMPLIED, INCLUDING BUT NOT LIMITED TO IMPLIED WARRANTIES OF MERCHANTABILITY AND FITNESS FOR PARTICULAR PURPOSES.





Coast - Delivered Log Prices

Care was used during compilation of this timber price sheet to ensure accuracy. However, DNR relied in part on information from outside sources and cannot accept responsibility for errors or omissions. Any use of this information is as is, with all faults, and without any warranty of its accuracy. DNR DISCLAIMS ALL WARRANTIES, EXPRESS OR IMPLIED, INCLUDING BUT NOT LIMITED TO IMPLIED WARRANTIES OF MERCHANTABILITY AND FITNESS FOR PARTICULAR PURPOSES.

Washington Dept. of Natural Resources
Mill log prices - Domestically Processed

Price Period May-20
Marketing Region EASTSIDE

Species - Sort	\$/MBF			Number of Quotes
	Average	High	Low	
Doug-Fir/Larch	\$406	\$432	\$380	●
Camprun	\$406	\$432	\$380	●
CNS	\$408	\$415	\$400	●
White fir/hem	\$379	\$400	\$318	●
Camprun	\$375	\$400	\$318	●
CNS	\$393	\$400	\$390	●
E Spruce	\$373	\$400	\$350	●
Camprun	\$373	\$400	\$350	●
Lodgepole	\$371	\$400	\$300	●
Camprun	\$383	\$400	\$360	●
CNS	\$347	\$390	\$300	●
Cedar	\$800	\$925	\$700	●
Camprun	\$859	\$925	\$801	●
CNS	\$713	\$725	\$700	●
Pine	\$313	\$325	\$300	●
Small saw	\$313	\$325	\$300	●
White pine	\$384	\$425	\$350	●
Camprun	\$378	\$425	\$350	●
CNS	\$400	\$400	\$400	●
Conifer	\$278	\$403	\$213	●
CNS	\$343	\$403	\$320	●
Utility	\$213	\$213	\$213	●
Grand Total	\$403	\$925	\$213	60

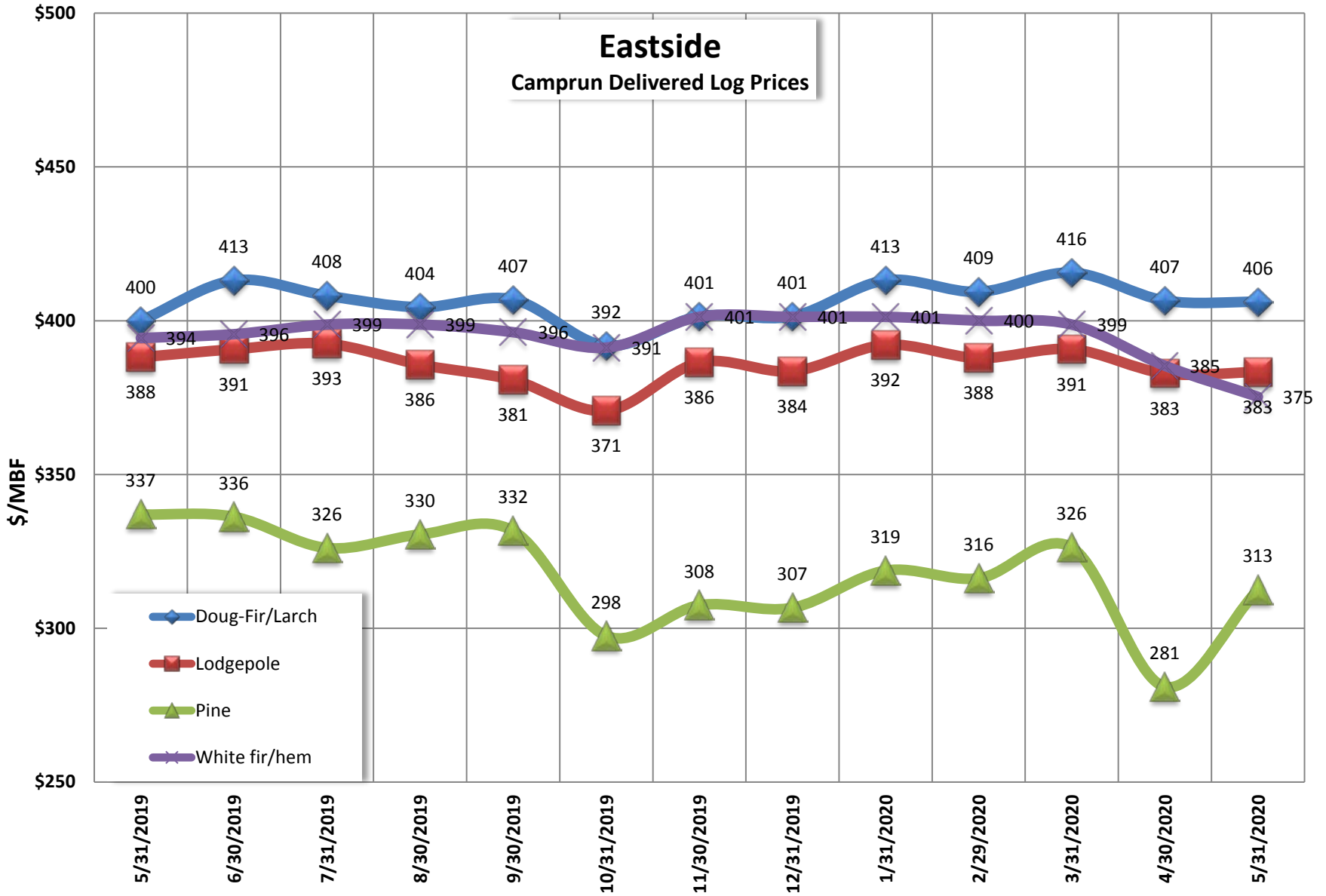
- 5 or more quotes
- 3 to 4 quotes
- 1 to 2 quotes

Publish date: June 1, 2020

Note: Utility/pulp conversion factor used 8.5 Tons/mb

The log prices in this survey are not intended to represent any past, current or future log value that any given producer will pay. DNR relies in part on information from outside sources and cannot accept responsibility for errors or omissions. Any use of this information is as is, with all faults, and without any warranty of its accuracy. DNR DISCLAIMS ALL WARRANTIES, EXPRESS OR IMPLIED, INCLUDING BUT NOT LIMITED TO IMPLIED WARRANTIES OF MERCHANTABILITY AND FITNESS FOR

Eastside Camprun Delivered Log Prices



Washington Dept. of Natural Resources
Mill log prices - Domestically Processed

Years	2020
Quarters	Qtr2
Price Per	Jun

Coast Marketing Area

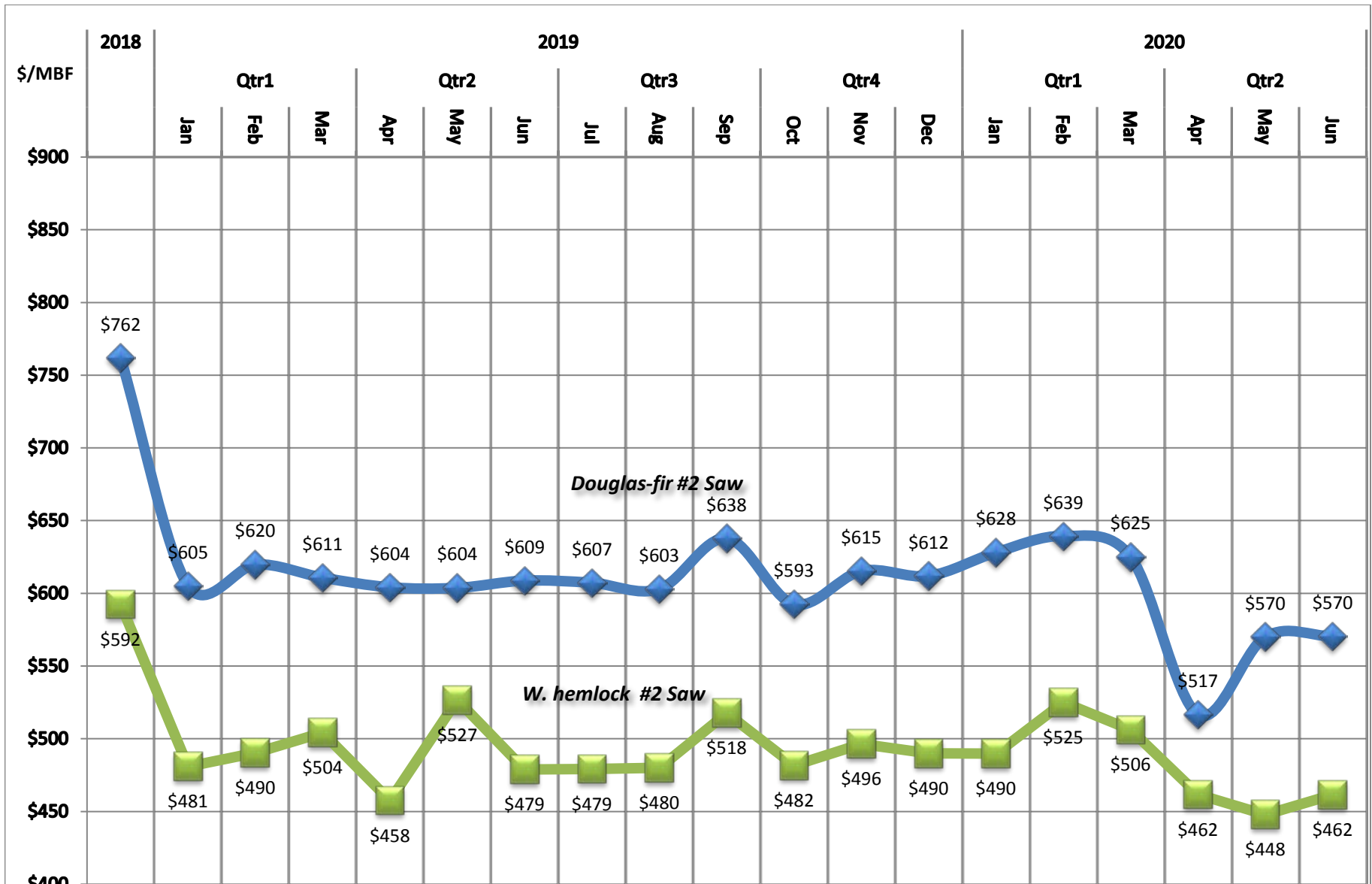
Species - Grade	\$/MBF			Number of Quotes
	Average	High	Low	
Doug-Fir	\$542	\$690	\$254	●
SM and Better	\$653	\$690	\$585	●
2 Saw	\$570	\$650	\$510	●
3 Saw	\$548	\$613	\$449	●
4 Saw/CNS	\$460	\$485	\$445	●
Util*	\$271	\$288	\$254	●
Whitewood	\$429	\$515	\$254	●
2 Saw	\$462	\$510	\$430	●
3 Saw	\$487	\$515	\$450	●
4 Saw/CNS	\$381	\$410	\$351	●
Util*	\$271	\$288	\$254	●
Spruce	\$391	\$480	\$250	●
2 Saw	\$385	\$480	\$250	●
3 Saw	\$453	\$480	\$425	●
4 Saw/CNS	\$390	\$390	\$390	●
Util*	\$288	\$288	\$288	●
Cedar	\$985	\$1,265	\$575	●
Camprun	\$985	\$1,265	\$575	●
Alder	\$409	\$550	\$135	●
2 Saw	\$519	\$550	\$450	●
3 Saw	\$471	\$500	\$425	●
4 Saw	\$406	\$475	\$300	●
Util*	\$214	\$252	\$135	●
Maple	\$229	\$250	\$135	●
2 Saw	\$250	\$250	\$250	●
3 Saw	\$250	\$250	\$250	●
4 Saw	\$250	\$250	\$250	●
Util*	\$201	\$234	\$135	●
Cottonwood	\$163	\$190	\$135	●
Util*	\$135	\$135	\$135	●
Camprun	\$190	\$190	\$190	●
Grand Total	\$460	\$1,265	\$135	95

1 to 2 quotes ●
3 to 4 quotes ●
5 or more quotes ●

*Utility conversion rate is 9.0 tons/mbf

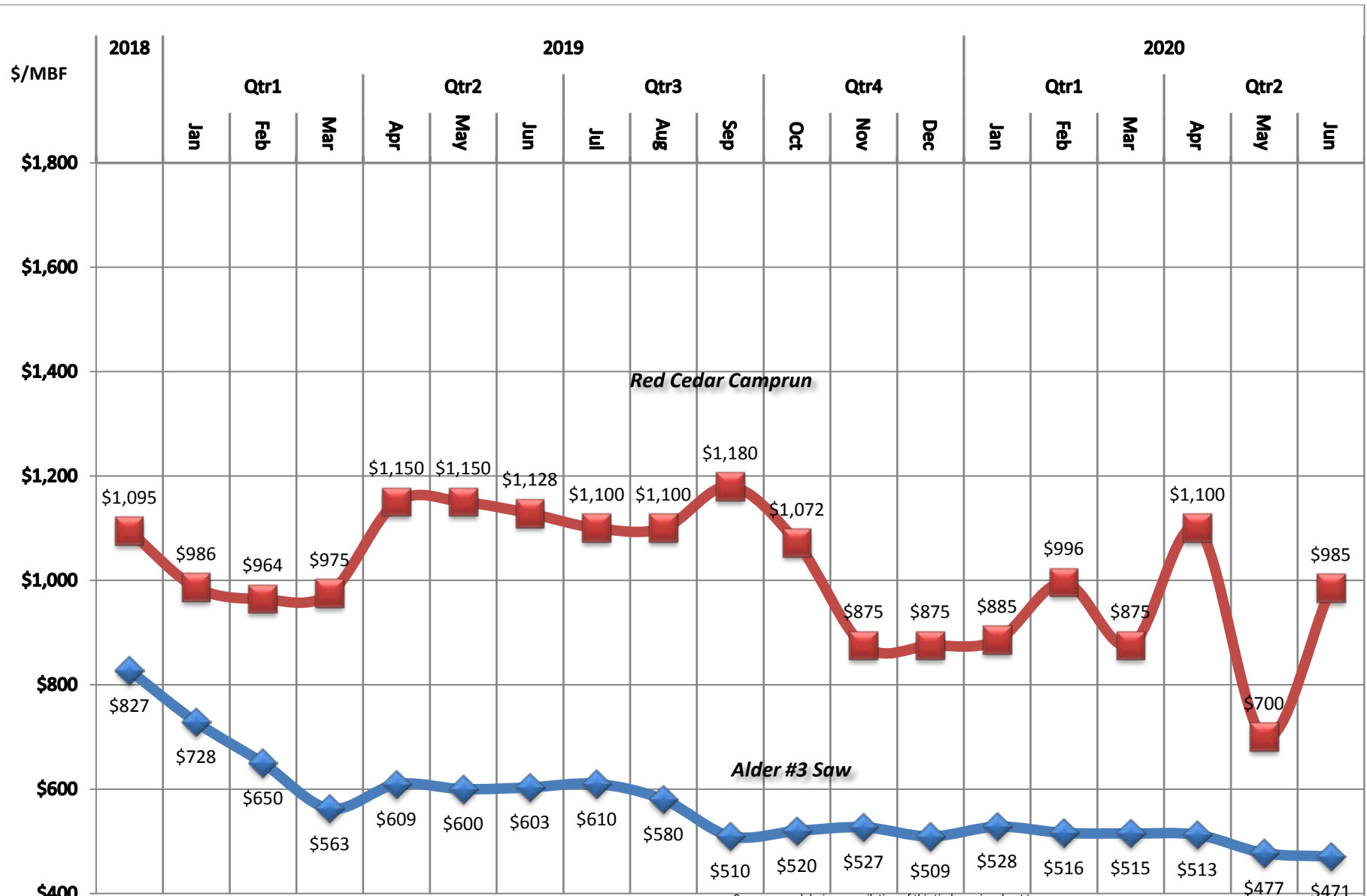
Publish date: July 1, 2020

The log prices in this survey are not intended to represent any past, current or future log value that any given producer will pay. DNR relies in part on information from outside sources and cannot accept responsibility for errors or omissions. Any use of this information is as is, with all faults, and without any warranty of its accuracy. DNR DISCLAIMS ALL WARRANTIES, EXPRESS OR IMPLIED, INCLUDING BUT NOT LIMITED TO IMPLIED WARRANTIES OF MERCHANTABILITY AND FITNESS FOR PARTICULAR PURPOSES.



Coast - Delivered Log Prices

Care was used during compilation of this timber price sheet to ensure accuracy. However, DNR relied in part on information from outside sources and cannot accept responsibility for errors or omissions. Any use of this information is as is, with all faults, and without any warranty of its accuracy. DNR DISCLAIMS ALL WARRANTIES, EXPRESS OR IMPLIED, INCLUDING BUT NOT LIMITED TO IMPLIED WARRANTIES OF MERCHANTABILITY AND FITNESS FOR PARTICULAR PURPOSES.



Coast - Delivered Log Prices

Care was used during compilation of this timber price sheet to ensure accuracy. However, DNR relied in part on information from outside sources and cannot accept responsibility for errors or omissions. Any use of this information is as is, with all faults, and without any warranty of its accuracy. DNR DISCLAIMS ALL WARRANTIES, EXPRESS OR IMPLIED, INCLUDING BUT NOT LIMITED TO IMPLIED WARRANTIES OF MERCHANTABILITY AND FITNESS FOR PARTICULAR PURPOSES.

Washington Dept. of Natural Resources
Mill log prices - Domestically Processed

Price Period June-20
Marketing Region EASTSIDE

Species - Sort	\$/MBF			Number of Quotes
	Average	High	Low	
Doug-Fir/Larch	\$409	\$437	\$400	●
Camprun	\$409	\$437	\$400	●
CNS	\$408	\$415	\$400	●
White fir/hem	\$379	\$400	\$318	●
Camprun	\$375	\$400	\$318	●
CNS	\$393	\$400	\$390	●
E Spruce	\$375	\$400	\$360	●
Camprun	\$375	\$400	\$360	●
Lodgepole	\$371	\$400	\$310	●
Camprun	\$380	\$400	\$340	●
CNS	\$350	\$390	\$310	●
Cedar	\$770	\$900	\$700	●
Camprun	\$875	\$900	\$850	●
CNS	\$700	\$700	\$700	●
Pine	\$325	\$353	\$305	●
Small saw	\$326	\$353	\$310	●
Large saw	\$323	\$340	\$305	●
White pine	\$386	\$425	\$360	●
Camprun	\$382	\$425	\$360	●
CNS	\$400	\$400	\$400	●
Conifer	\$287	\$389	\$213	●
CNS	\$339	\$389	\$320	●
Utility	\$217	\$225	\$213	●
Grand Total	\$400	\$900	\$213	65

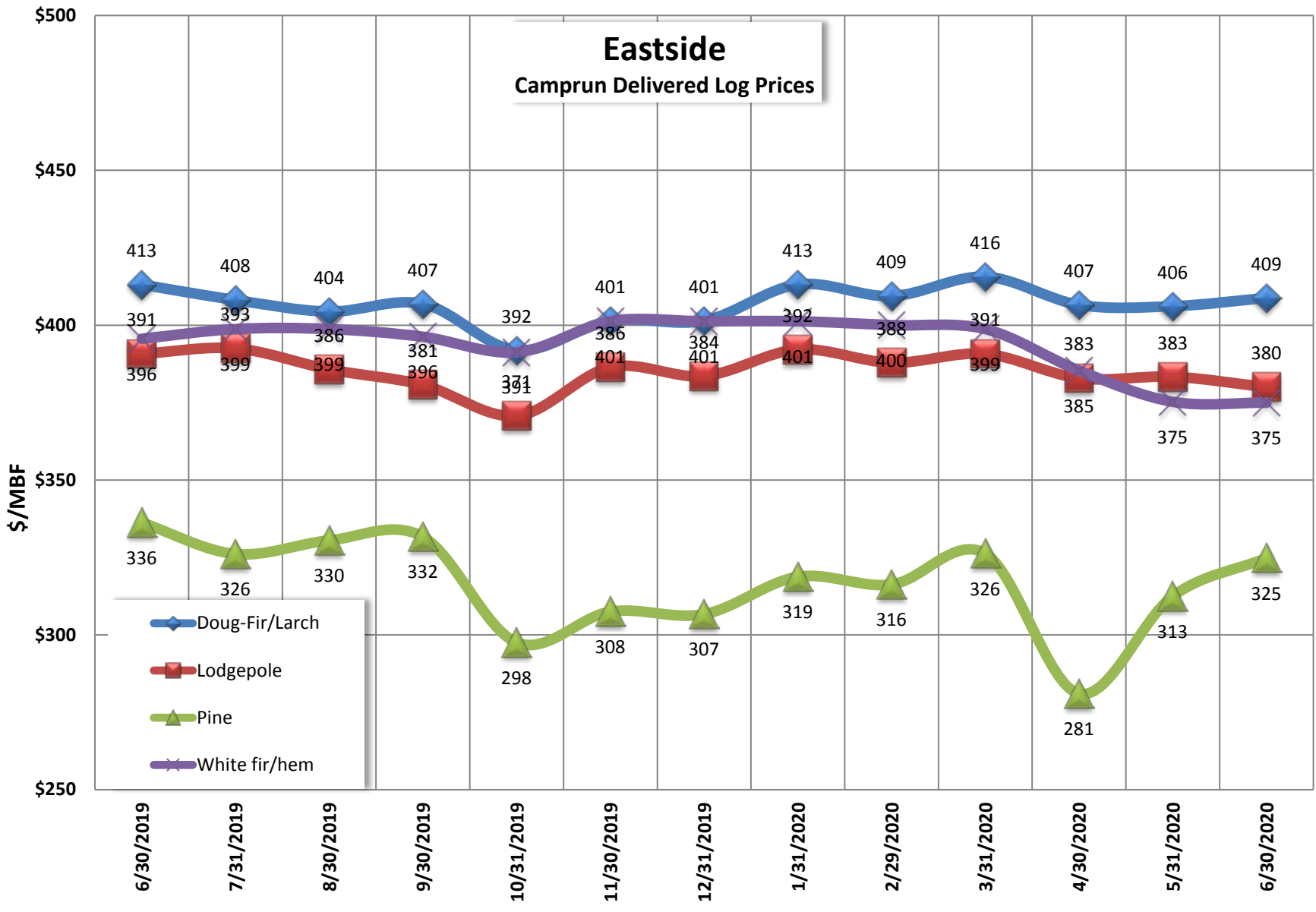
- 5 or more quotes
- 3 to 4 quotes
- 1 to 2 quotes

Publish Date: 7/1/2020

Note: Utility/pulp conversion factor used 8.5 Tons/mb

The log prices in this survey are not intended to represent any past, current or future log value that any given producer will pay. DNR relies in part on information from outside sources and cannot accept responsibility for errors or omissions. Any use of this information is as is, with all faults, and without any warranty of its accuracy. DNR DISCLAIMS ALL WARRANTIES, EXPRESS OR IMPLIED, INCLUDING BUT NOT LIMITED TO IMPLIED WARRANTIES OF MERCHANTABILITY AND FITNESS FOR

Eastside Camprun Delivered Log Prices



Washington Dept. of Natural Resources
 Mill log prices - Domestically Processed

Years 2020
 Quarters Qtr3
 Price Per Jul

Coast Marketing Area

Species - Grade	\$/MBF			Number of Quotes
	Average	High	Low	
Doug-Fir	\$582	\$735	\$480	●
SM and Better	\$735	\$735	\$735	●
2 Saw	\$592	\$638	\$520	●
3 Saw	\$590	\$638	\$520	●
4 Saw/CNS	\$502	\$525	\$480	●
Whitewood	\$481	\$525	\$400	●
2 Saw	\$505	\$525	\$479	●
3 Saw	\$505	\$525	\$479	●
4 Saw/CNS	\$417	\$425	\$400	●
Spruce	\$460	\$490	\$400	●
2 Saw	\$490	\$490	\$490	●
3 Saw	\$490	\$490	\$490	●
4 Saw/CNS	\$400	\$400	\$400	●
Cedar	\$1,160	\$1,220	\$1,100	●
Camprun	\$1,160	\$1,220	\$1,100	●
Alder	\$456	\$600	\$252	●
2 Saw	\$569	\$600	\$550	●
3 Saw	\$525	\$550	\$500	●
4 Saw	\$419	\$500	\$325	●
Util*	\$261	\$270	\$252	●
Maple	\$241	\$270	\$225	●
2 Saw	\$238	\$250	\$225	●
3 Saw	\$238	\$250	\$225	●
4 Saw	\$238	\$250	\$225	●
Util*	\$270	\$270	\$270	●
Cottonwood	\$208	\$225	\$190	●
Util*	\$225	\$225	\$225	●
Camprun	\$190	\$190	\$190	●
Grand Total	\$473	\$1,220	\$190	60

*Utility conversion rate is 9.0 tons/mbf

Publish date: August 1, 2020

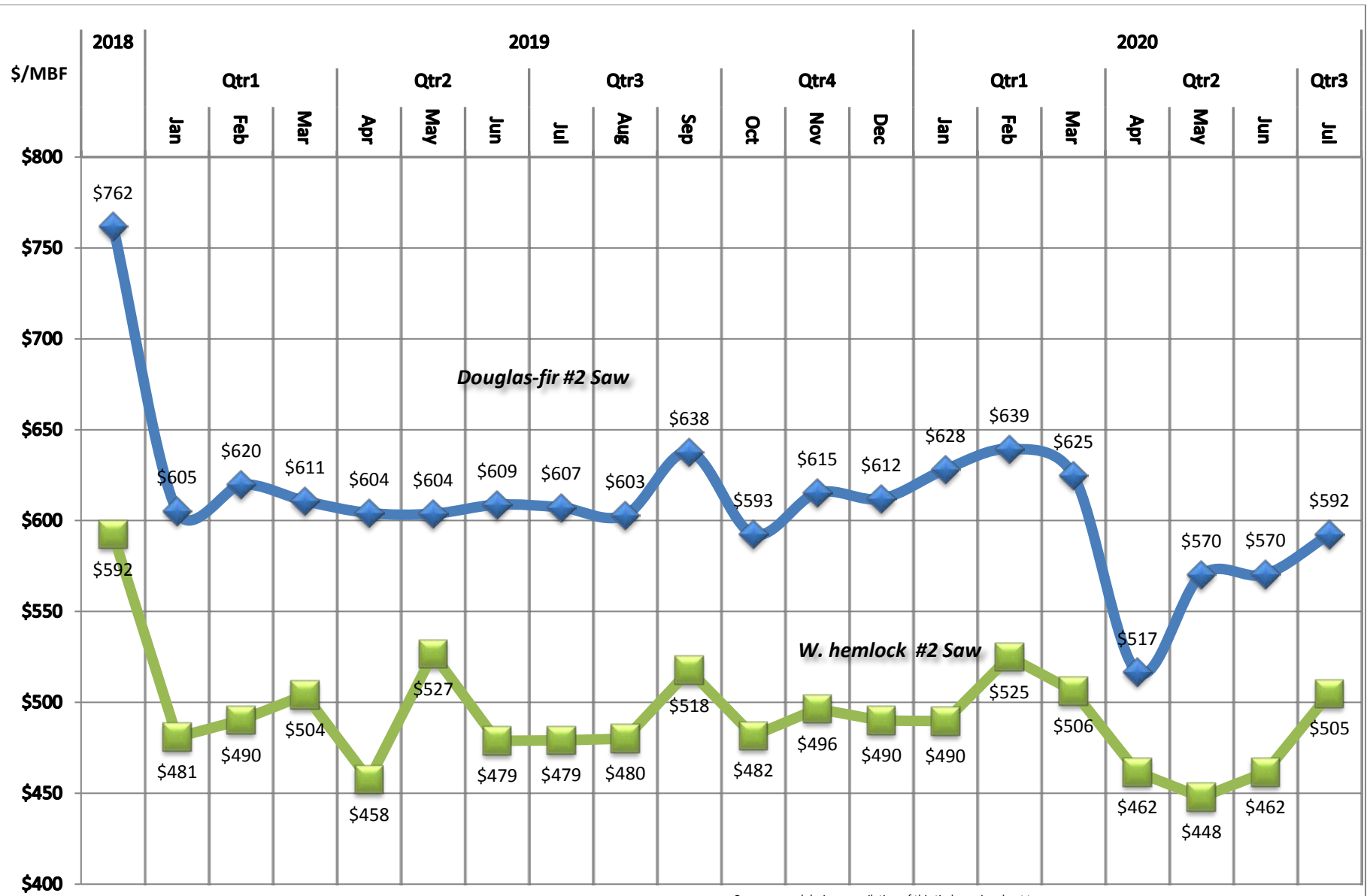
The log prices in this survey are not intended to represent any past, current or future log value that any given producer will pay. DNR relies in part on information from outside sources and cannot accept responsibility for errors or omissions. Any use of this information is as is, with all faults, and without any warranty of its accuracy. DNR DISCLAIMS ALL WARRANTIES, EXPRESS OR IMPLIED, INCLUDING BUT NOT LIMITED TO IMPLIED WARRANTIES OF MERCHANTABILITY AND FITNESS FOR PARTICULAR PURPOSES.

1 to 2 quotes

3 to 4 quotes

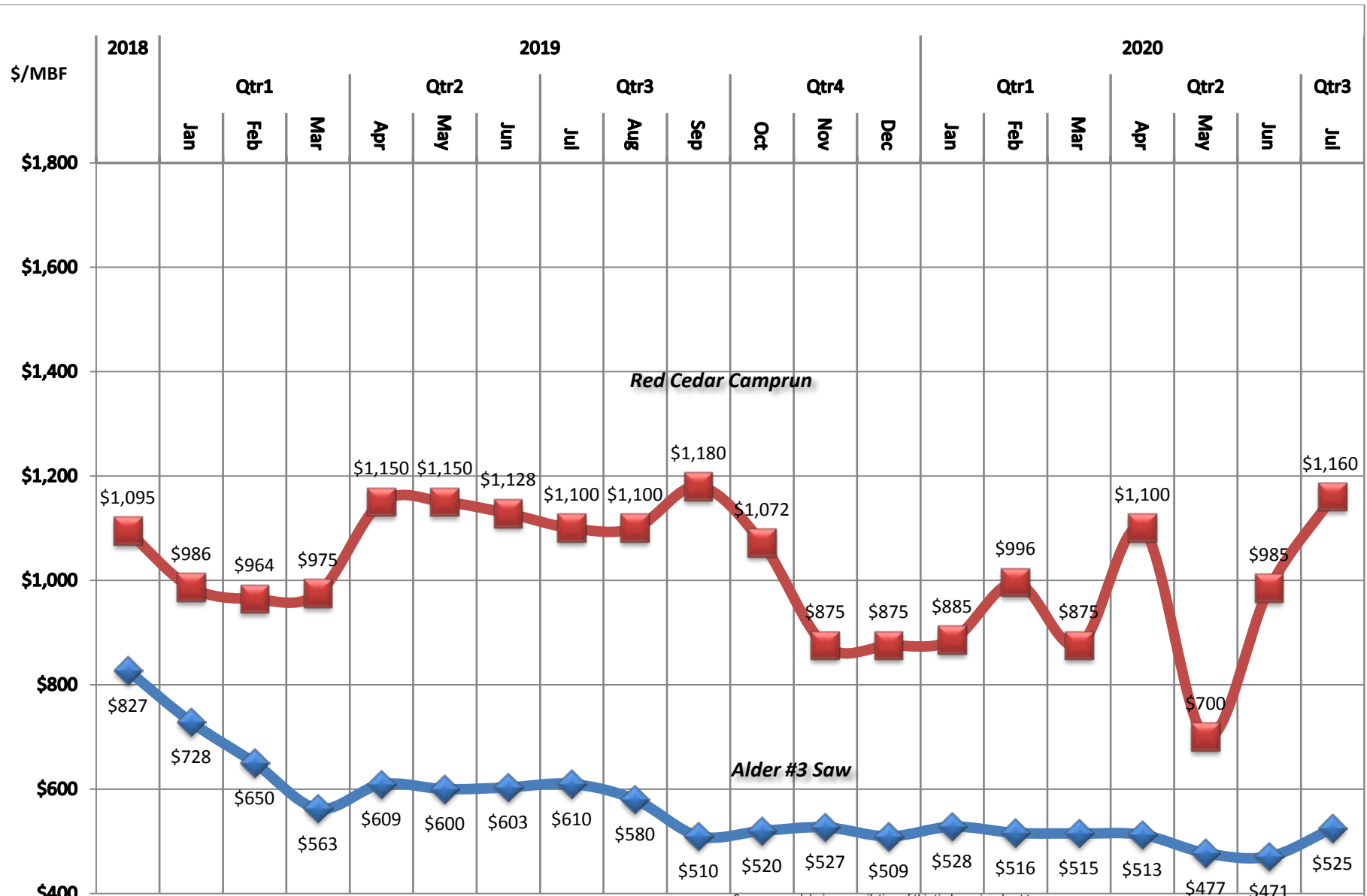
5 or more quotes





Coast - Delivered Log Prices

Care was used during compilation of this timber price sheet to ensure accuracy. However, DNR relied in part on information from outside sources and cannot accept responsibility for errors or omissions. Any use of this information is as is, with all faults, and without any warranty of its accuracy. DNR DISCLAIMS ALL WARRANTIES, EXPRESS OR IMPLIED, INCLUDING BUT NOT LIMITED TO IMPLIED WARRANTIES OF MERCHANTABILITY AND FITNESS FOR PARTICULAR PURPOSES.



Coast - Delivered Log Prices

Care was used during compilation of this timber price sheet to ensure accuracy. However, DNR relied in part on information from outside sources and cannot accept responsibility for errors or omissions. Any use of this information is as is, with all faults, and without any warranty of its accuracy. DNR DISCLAIMS ALL WARRANTIES, EXPRESS OR IMPLIED, INCLUDING BUT NOT LIMITED TO IMPLIED WARRANTIES OF MERCHANTABILITY AND FITNESS FOR PARTICULAR PURPOSES.

Washington Dept. of Natural Resources

Mill log prices - Domestically Processed

Price Period	July-20
Marketing Region	EASTSIDE

Species - Sort	\$/MBF			Number of Quotes
	Average	High	Low	
Doug-Fir/Larch	\$427	\$468	\$400	●
Camprun	\$428	\$468	\$400	●
CNS	\$418	\$420	\$415	●
White fir/hem	\$366	\$420	\$41	●
Camprun	\$353	\$420	\$41	●
CNS	\$413	\$420	\$400	●
E Spruce	\$379	\$400	\$360	●
Camprun	\$379	\$400	\$360	●
Lodgepole	\$378	\$420	\$310	●
Camprun	\$386	\$420	\$350	●
CNS	\$360	\$420	\$310	●
Cedar	\$1,023	\$1,489	\$700	●
Camprun	\$925	\$1,000	\$850	●
CNS	\$1,072	\$1,489	\$700	●
Pine	\$309	\$350	\$270	●
Small saw	\$301	\$325	\$270	●
Large saw	\$350	\$350	\$350	●
White pine	\$390	\$425	\$360	●
Camprun	\$387	\$425	\$360	●
CNS	\$400	\$400	\$400	●
Conifer	\$278	\$403	\$170	●
CNS	\$350	\$403	\$324	●
Utility	\$170	\$170	\$170	●
Grand Total	\$434	\$1,489	\$41	64

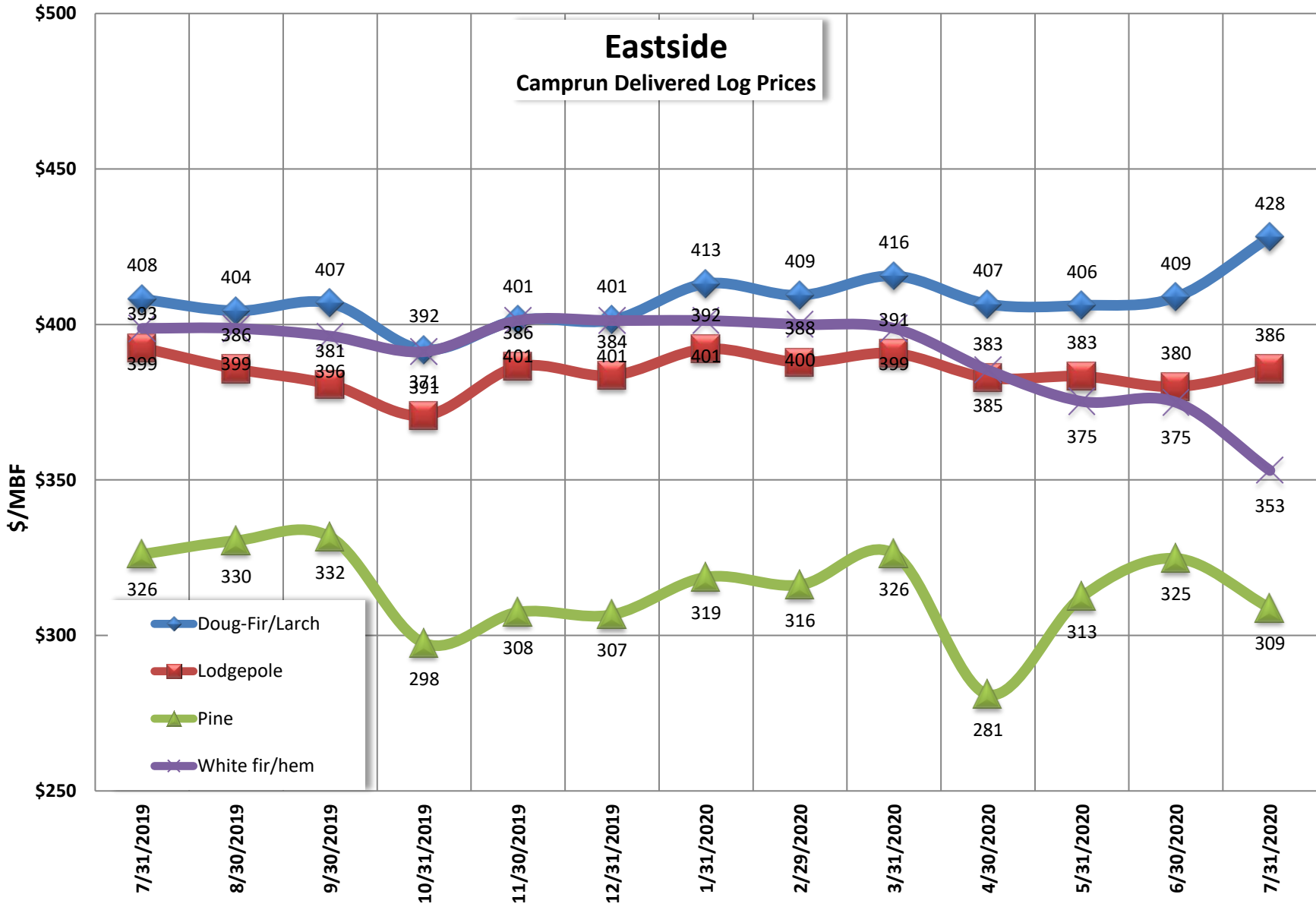
- 5 or more quotes
- 3 to 4 quotes
- 1 to 2 quotes

Publish Date: 8/1/2020

Note: Utility/pulp conversion factor used 8.5 Tons/mbf

The log prices in this survey are not intended to represent any past, current or future log value that any given producer will pay. DNR relies in part on information from outside sources and cannot accept responsibility for errors or omissions. Any use of this information is as is, with all faults, and without any warranty of its accuracy. DNR DISCLAIMS ALL WARRANTIES, EXPRESS OR IMPLIED, INCLUDING BUT NOT LIMITED TO IMPLIED WARRANTIES OF MERCHANTABILITY AND FITNESS FOR

Eastside Camprun Delivered Log Prices



Washington Dept. of Natural Resources

Mill log prices - Domestically Processed

Years	2020
Quarters	Qtr3
Price Per	Aug

Coast Marketing Area

Species - Grade	\$/MBF			Number of Quotes
	Average	High	Low	
Doug-Fir	\$618	\$790	\$252	●
SM and Better	\$790	\$790	\$790	●
2 Saw	\$675	\$750	\$600	●
3 Saw	\$654	\$725	\$500	●
4 Saw/CNS	\$558	\$600	\$500	●
Util*	\$252	\$252	\$252	●
Whitewood	\$479	\$600	\$252	●
2 Saw	\$531	\$600	\$430	●
3 Saw	\$515	\$600	\$350	●
4 Saw/CNS	\$435	\$500	\$350	●
Util*	\$252	\$252	\$252	●
Spruce	\$415	\$500	\$250	●
2 Saw	\$375	\$500	\$250	●
3 Saw	\$500	\$500	\$500	●
4 Saw/CNS	\$410	\$410	\$410	●
Cedar	\$1,100	\$1,100	\$1,100	●
Camprun	\$1,100	\$1,100	\$1,100	●
Alder	\$450	\$600	\$135	●
2 Saw	\$575	\$600	\$550	●
3 Saw	\$533	\$550	\$500	●
4 Saw	\$430	\$513	\$350	●
Util*	\$203	\$270	\$135	●
Maple	\$227	\$250	\$135	●
2 Saw	\$250	\$250	\$250	●
3 Saw	\$250	\$250	\$250	●
4 Saw	\$250	\$250	\$250	●
Util*	\$135	\$135	\$135	●
Cottonwood	\$190	\$190	\$190	●
Camprun	\$190	\$190	\$190	●
Grand Total	\$498	\$1,100	\$135	62

*Utility conversion rate is 9.0 tons/mbf

Publish date: 9/1/2020

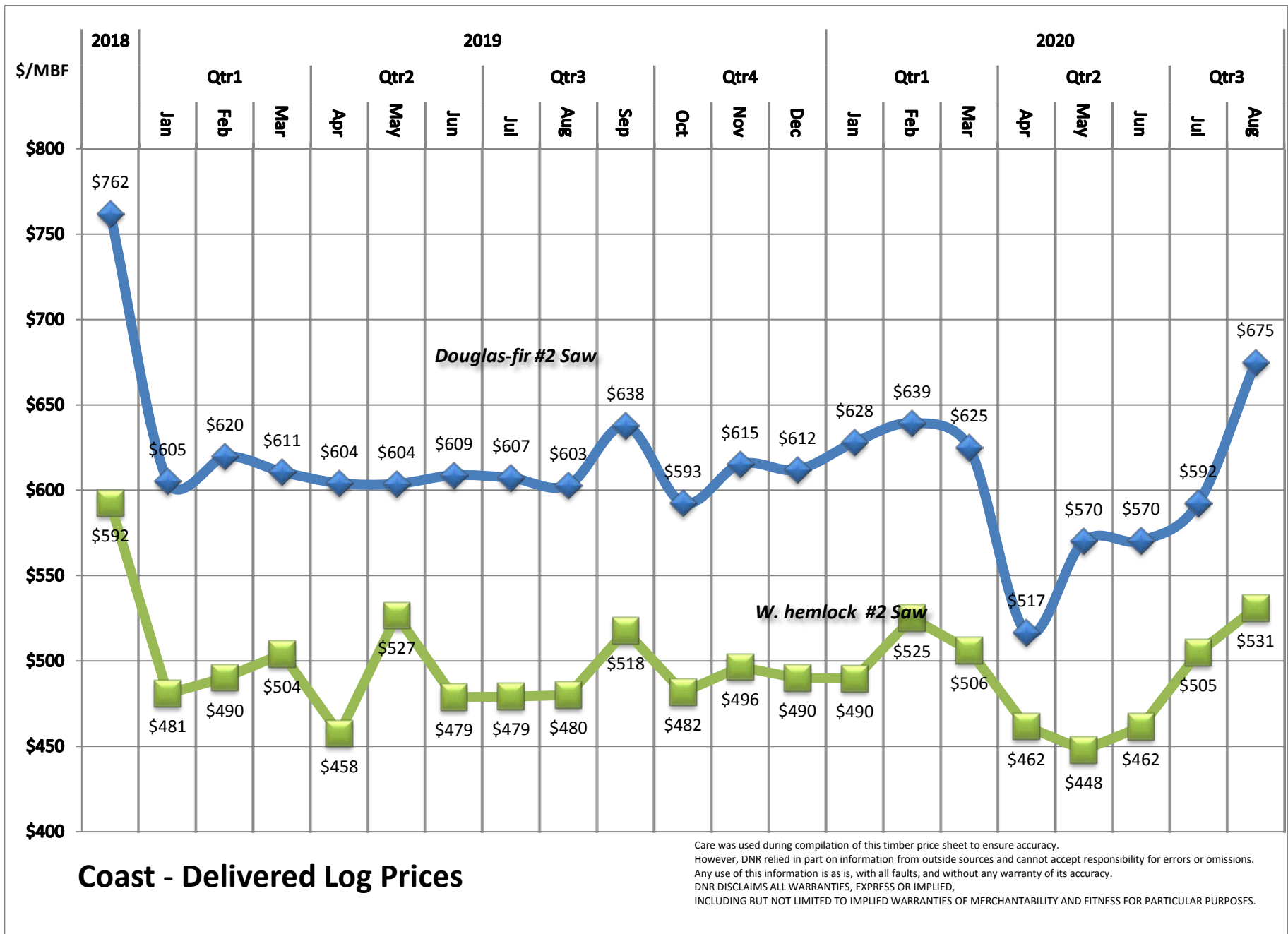
The log prices in this survey are not intended to represent any past, current or future log value that any given producer will pay. DNR relies in part on information from outside sources and cannot accept responsibility for errors or omissions. Any use of this information is as is, with all faults, and without any warranty of its accuracy. DNR DISCLAIMS ALL WARRANTIES, EXPRESS OR IMPLIED, INCLUDING BUT NOT LIMITED TO IMPLIED WARRANTIES OF MERCHANTABILITY AND FITNESS FOR PARTICULAR PURPOSES.

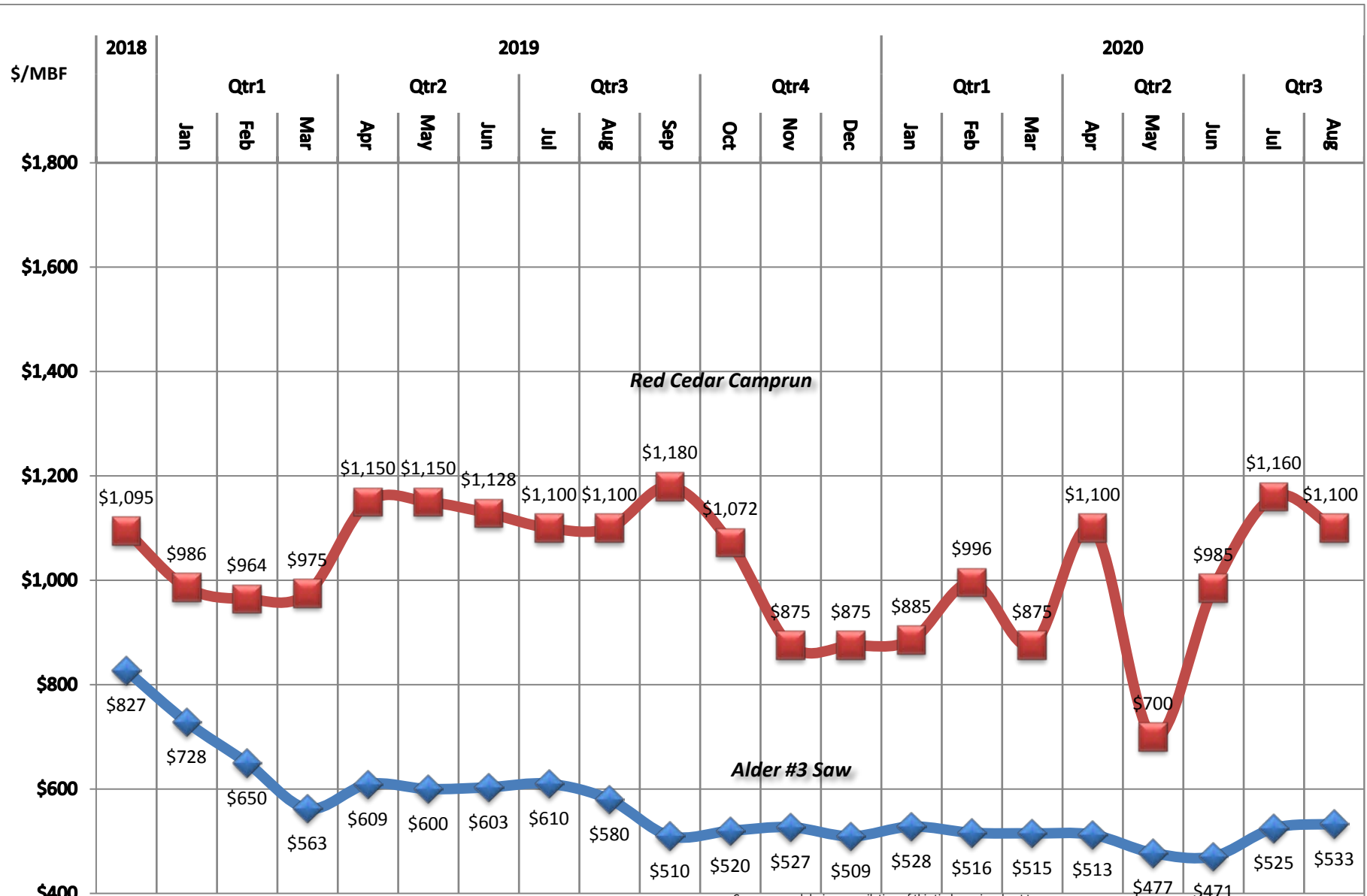
1 to 2 quotes

3 to 4 quotes

5 or more quotes







Coast - Delivered Log Prices

Care was used during compilation of this timber price sheet to ensure accuracy. However, DNR relied in part on information from outside sources and cannot accept responsibility for errors or omissions. Any use of this information is as is, with all faults, and without any warranty of its accuracy. DNR DISCLAIMS ALL WARRANTIES, EXPRESS OR IMPLIED, INCLUDING BUT NOT LIMITED TO IMPLIED WARRANTIES OF MERCHANTABILITY AND FITNESS FOR PARTICULAR PURPOSES.

Washington Dept. of Natural Resources

Mill log prices - Domestically Processed

Price Period August-20
Marketing Region EASTSIDE

Species - Sort	\$/MBF			Number of Quotes
	Average	High	Low	
Doug-Fir/Larch	\$418	\$420	\$410	●
Camprun	\$418	\$420	\$410	●
CNS	\$418	\$420	\$415	●
White fir/hem	\$406	\$420	\$380	●
Camprun	\$404	\$420	\$380	●
CNS	\$413	\$420	\$400	●
E Spruce	\$390	\$420	\$380	●
Camprun	\$390	\$420	\$380	●
Lodgepole	\$386	\$420	\$310	●
Camprun	\$397	\$420	\$350	●
CNS	\$360	\$420	\$310	●
Cedar	\$888	\$1,100	\$700	●
Camprun	\$975	\$1,100	\$850	●
CNS	\$800	\$900	\$700	●
Pine	\$328	\$350	\$310	●
Small saw	\$318	\$325	\$310	●
Large saw	\$350	\$350	\$350	●
White pine	\$401	\$425	\$380	●
Camprun	\$402	\$425	\$380	●
CNS	\$400	\$400	\$400	●
Conifer	\$265	\$396	\$170	●
CNS	\$348	\$396	\$324	●
Utility	\$181	\$204	\$170	●
Grand Total	\$419	\$1,100	\$170	52

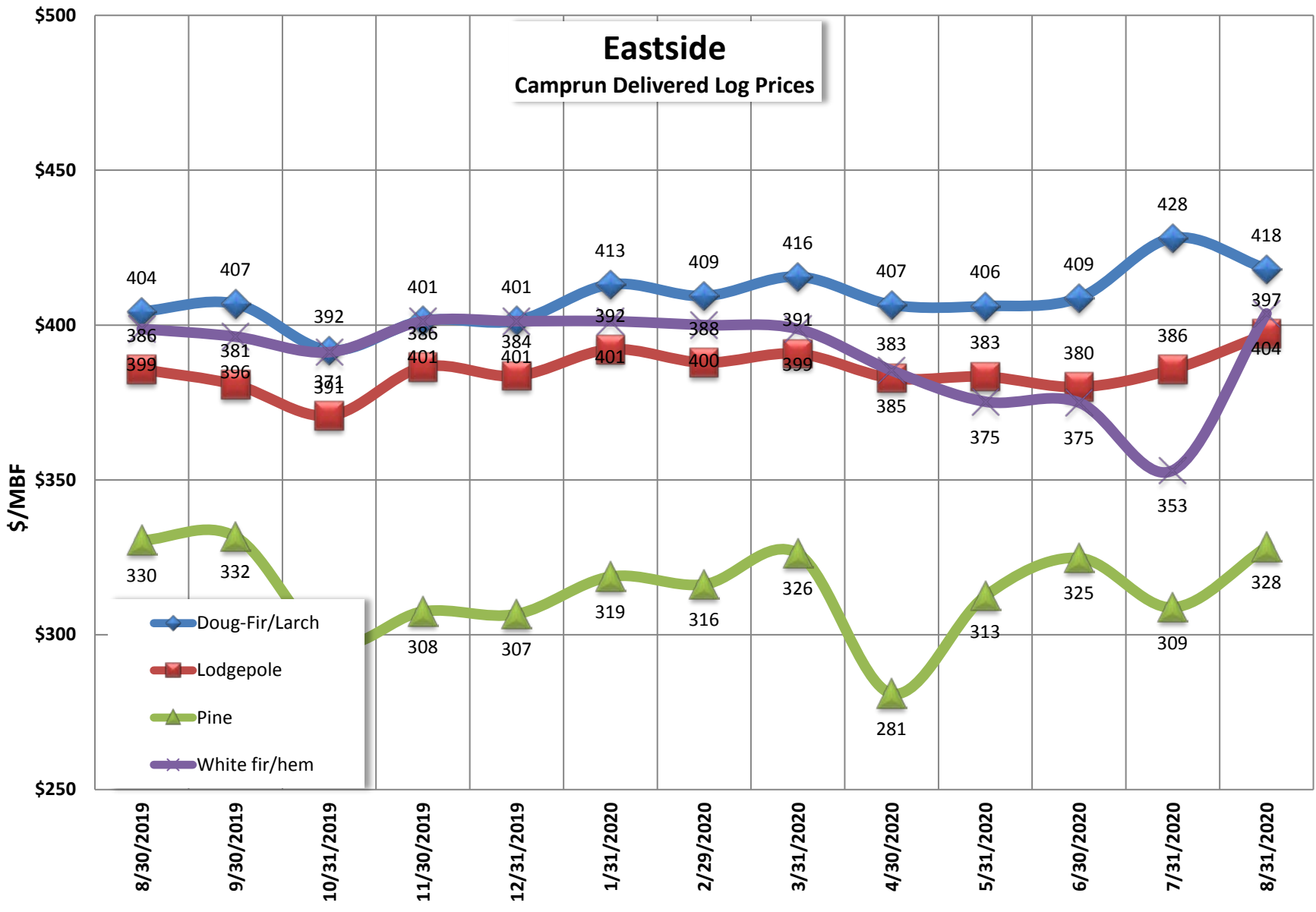
- 5 or more quotes
- 3 to 4 quotes
- 1 to 2 quotes

Publish Date: 9/1/2020

Note: Utility/pulp conversion factor used 8.5 Tons/mbf

The log prices in this survey are not intended to represent any past, current or future log value that any given producer will pay. DNR relies in part on information from outside sources and cannot accept responsibility for errors or omissions. Any use of this information is as is, with all faults, and without any warranty of its accuracy. DNR DISCLAIMS ALL WARRANTIES, EXPRESS OR IMPLIED, INCLUDING BUT NOT LIMITED TO IMPLIED WARRANTIES OF MERCHANTABILITY AND FITNESS FOR PARTICULAR PURPOSES

Eastside Camprun Delivered Log Prices



Washington Dept. of Natural Resources

Mill log prices - Domestically Processed

Years	2020
Quarters	Qtr3
Price Per	Sep

Coast Marketing Area

Species - Grade	\$/MBF			Number of Quotes
	Average	High	Low	
Doug-Fir	\$745	\$1,100	\$234	●
Pole **	\$994	\$1,075	\$900	●
SM and Better	\$836	\$1,100	\$652	●
2 Saw	\$766	\$1,100	\$607	●
3 Saw	\$762	\$833	\$643	●
4 Saw/CNS	\$608	\$625	\$575	●
Util*	\$265	\$270	\$234	●
Whitewood	\$530	\$800	\$234	●
2 Saw	\$605	\$800	\$450	●
3 Saw	\$635	\$680	\$580	●
4 Saw/CNS	\$593	\$675	\$490	●
Util*	\$265	\$270	\$234	●
Spruce	\$480	\$510	\$420	●
2 Saw	\$510	\$510	\$510	●
3 Saw	\$510	\$510	\$510	●
4 Saw/CNS	\$420	\$420	\$420	●
Cedar	\$1,571	\$1,851	\$1,260	●
Camprun	\$1,571	\$1,851	\$1,260	●
Alder	\$410	\$630	\$135	●
2 Saw	\$600	\$600	\$600	●
3 Saw	\$551	\$600	\$502	●
4 Saw	\$506	\$630	\$350	●
Util*	\$245	\$332	\$135	●
Maple	\$267	\$350	\$135	●
2 Saw	\$350	\$350	\$350	●
3 Saw	\$350	\$350	\$350	●
4 Saw	\$275	\$350	\$200	●
Util*	\$252	\$332	\$135	●
Cottonwood	\$207	\$216	\$198	●
Util*	\$207	\$216	\$198	●
Grand Total	\$634	\$1,851	\$135	160

*Utility conversion rate is 9.0 tons/mbf

Publish date: 10/1/2020

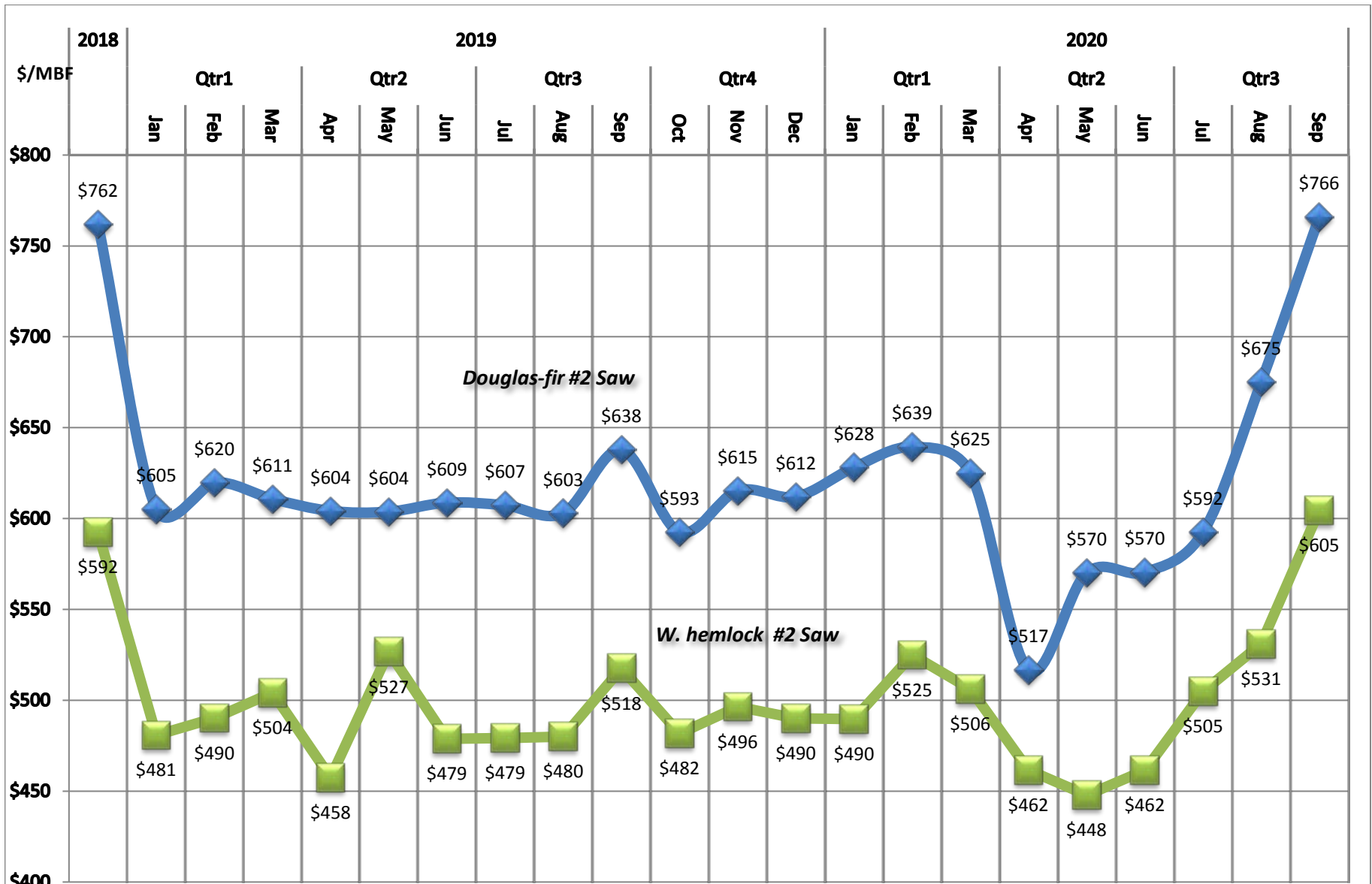
The log prices in this survey are not intended to represent any past, current or future log value that any given producer will pay. DNR relies in part on information from outside sources and cannot accept responsibility for errors or omissions. Any use of this information is as is, with all faults, and without any warranty of its accuracy. DNR DISCLAIMS ALL WARRANTIES, EXPRESS OR IMPLIED, INCLUDING BUT NOT LIMITED TO IMPLIED WARRANTIES OF MERCHANTABILITY AND FITNESS FOR PARTICULAR PURPOSES.

1 to 2 quotes

3 to 4 quotes

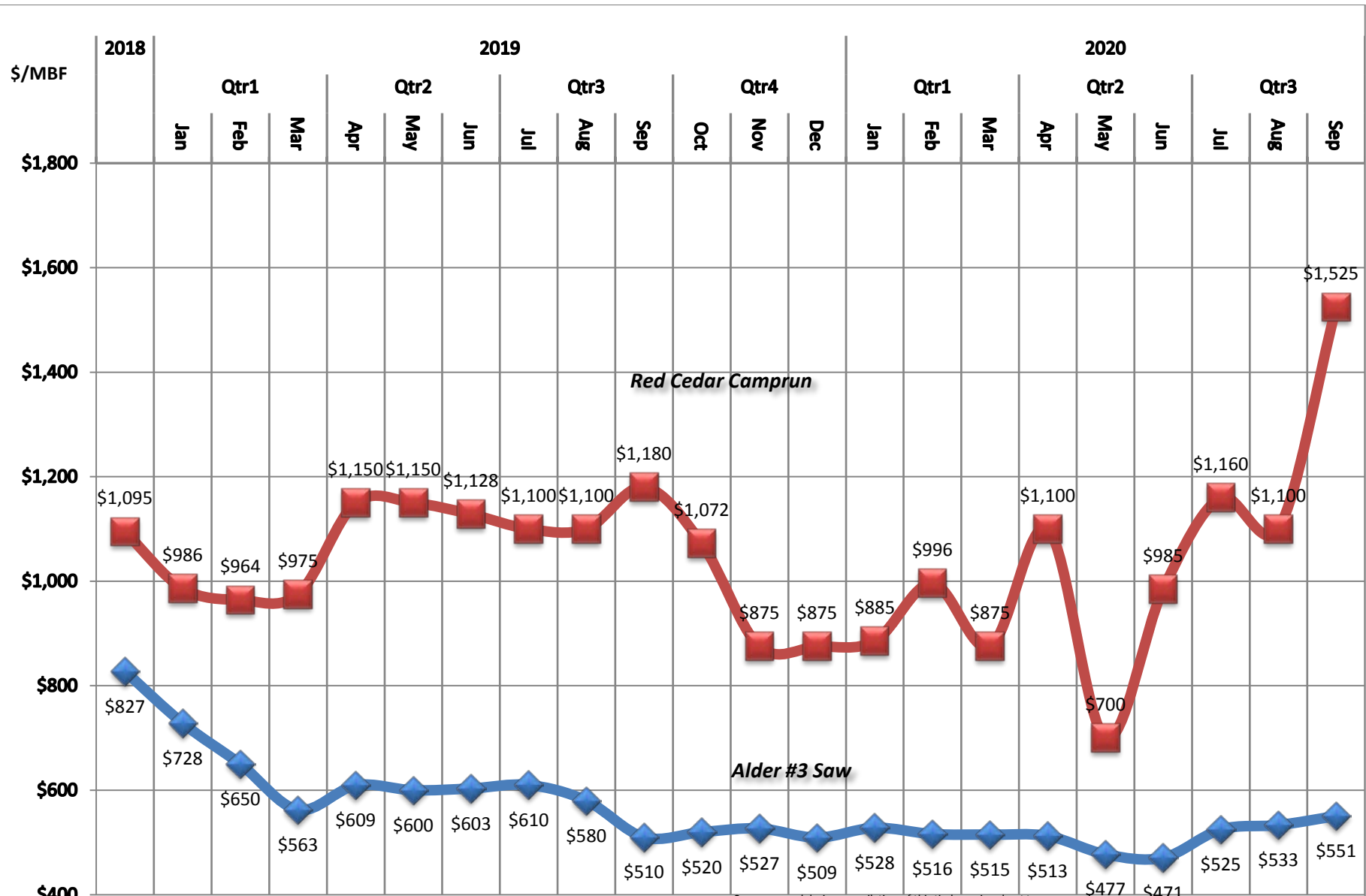
5 or more quotes





Coast - Delivered Log Prices

Care was used during compilation of this timber price sheet to ensure accuracy. However, DNR relied in part on information from outside sources and cannot accept responsibility for errors or omissions. Any use of this information is as is, with all faults, and without any warranty of its accuracy. DNR DISCLAIMS ALL WARRANTIES, EXPRESS OR IMPLIED, INCLUDING BUT NOT LIMITED TO IMPLIED WARRANTIES OF MERCHANTABILITY AND FITNESS FOR PARTICULAR PURPOSES.



Coast - Delivered Log Prices

Care was used during compilation of this timber price sheet to ensure accuracy. However, DNR relied in part on information from outside sources and cannot accept responsibility for errors or omissions. Any use of this information is as is, with all faults, and without any warranty of its accuracy. DNR DISCLAIMS ALL WARRANTIES, EXPRESS OR IMPLIED, INCLUDING BUT NOT LIMITED TO IMPLIED WARRANTIES OF MERCHANTABILITY AND FITNESS FOR PARTICULAR PURPOSES.

Washington Dept. of Natural Resources

Mill log prices - Domestically Processed

Price Period September-20
Marketing Region EASTSIDE

Species - Sort	\$/MBF			Number of Quotes
	Average	High	Low	
Doug-Fir/Larch	\$420	\$430	\$415	●
Camprun	\$421	\$430	\$415	●
CNS	\$418	\$420	\$415	●
White fir/hem	\$406	\$420	\$380	●
Camprun	\$404	\$420	\$380	●
CNS	\$413	\$420	\$400	●
E Spruce	\$385	\$420	\$360	●
Camprun	\$385	\$420	\$360	●
Lodgepole	\$389	\$420	\$330	●
Camprun	\$390	\$420	\$330	●
CNS	\$385	\$420	\$350	●
Cedar	\$867	\$1,050	\$700	●
Camprun	\$950	\$1,050	\$850	●
CNS	\$700	\$700	\$700	●
Pine	\$338	\$360	\$325	●
Small saw	\$328	\$330	\$325	●
Large saw	\$360	\$360	\$360	●
White pine	\$391	\$425	\$360	●
Camprun	\$388	\$425	\$360	●
CNS	\$400	\$400	\$400	●
Conifer	\$278	\$403	\$170	●
CNS	\$350	\$403	\$324	●
Utility	\$170	\$170	\$170	●
Grand Total	\$413	\$1,050	\$170	50

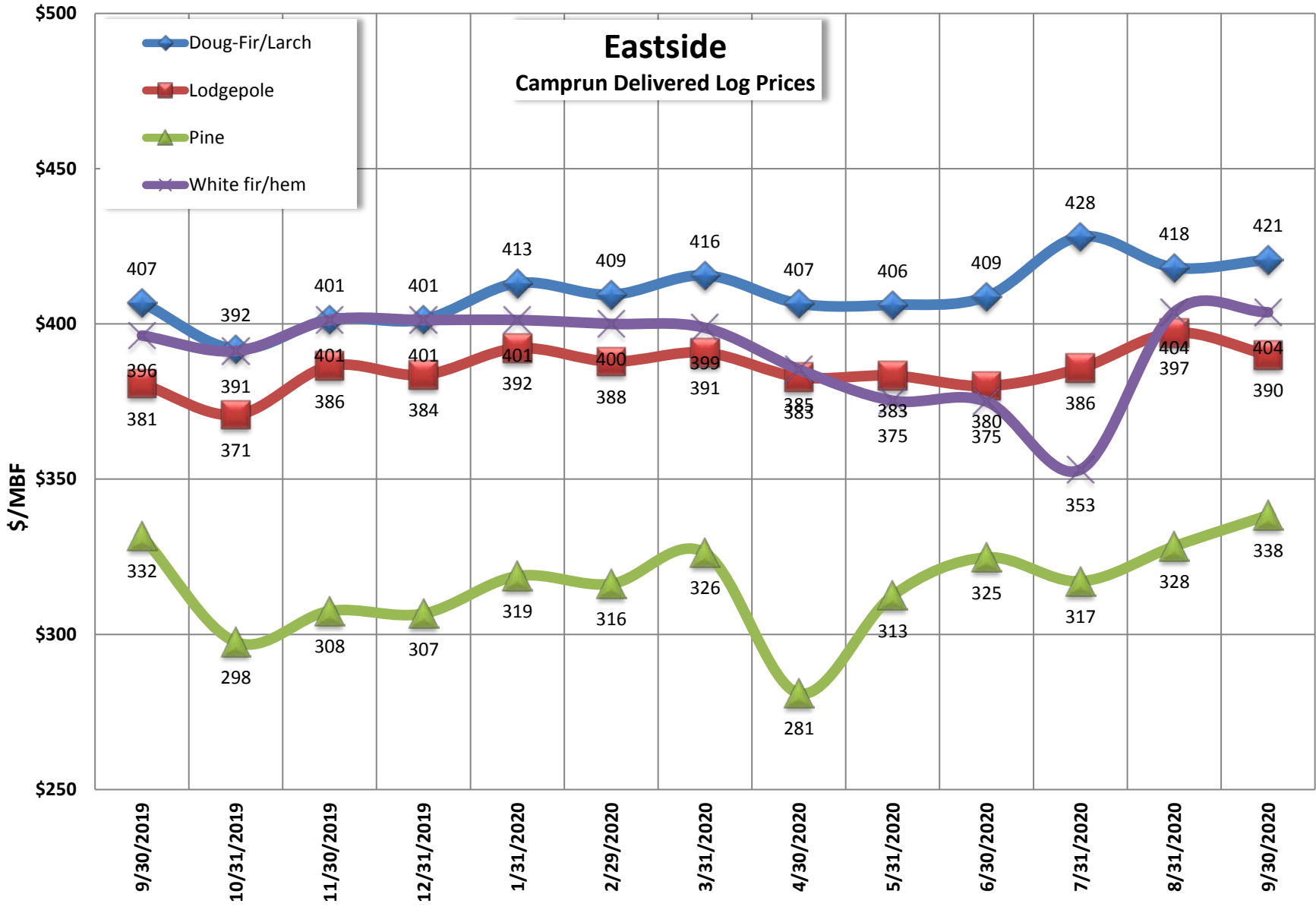
- 5 or more quotes
- 3 to 4 quotes
- 1 to 2 quotes

Publish Date: 10/1/2020

Note: Utility/pulp conversion factor used 8.5 Tons/mbf

The log prices in this survey are not intended to represent any past, current or future log value that any given producer will pay. DNR relies in part on information from outside sources and cannot accept responsibility for errors or omissions. Any use of this information is as is, with all faults, and without any warranty of its accuracy. DNR DISCLAIMS ALL WARRANTIES, EXPRESS OR IMPLIED, INCLUDING BUT NOT LIMITED TO IMPLIED WARRANTIES OF MERCHANTABILITY AND FITNESS FOR PARTICULAR PURPOSES

Eastside Camprun Delivered Log Prices



Washington Dept. of Natural Resources
 Mill log prices - Domestically Processed

Years	2020
Quarters	Qtr4
Price Per	Oct

Coast Marketing Area

Species - Grade	\$/MBF			Number of Quotes
	Average	High	Low	
Doug-Fir	\$754	\$805	\$650	●
SM and Better	\$805	\$805	\$805	●
2 Saw	\$788	\$800	\$775	●
3 Saw	\$788	\$800	\$775	●
4 Saw/CNS	\$663	\$675	\$650	●
Whitewood	\$640	\$700	\$540	●
2 Saw	\$675	\$700	\$650	●
3 Saw	\$675	\$700	\$650	●
4 Saw/CNS	\$570	\$600	\$540	●
Spruce	\$500	\$530	\$440	●
2 Saw	\$530	\$530	\$530	●
3 Saw	\$530	\$530	\$530	●
4 Saw/CNS	\$440	\$440	\$440	●
Alder	\$491	\$625	\$270	●
2 Saw	\$606	\$625	\$600	●
3 Saw	\$566	\$575	\$563	●
4 Saw	\$456	\$525	\$350	●
Util*	\$270	\$270	\$270	●
Maple	\$301	\$350	\$250	●
2 Saw	\$313	\$350	\$275	●
3 Saw	\$313	\$350	\$275	●
4 Saw	\$294	\$350	\$250	●
Util*	\$270	\$270	\$270	●
Cottonwood	\$172	\$198	\$150	●
Util*	\$198	\$198	\$198	●
Camprun	\$163	\$190	\$150	●
Grand Total	\$460	\$805	\$150	56

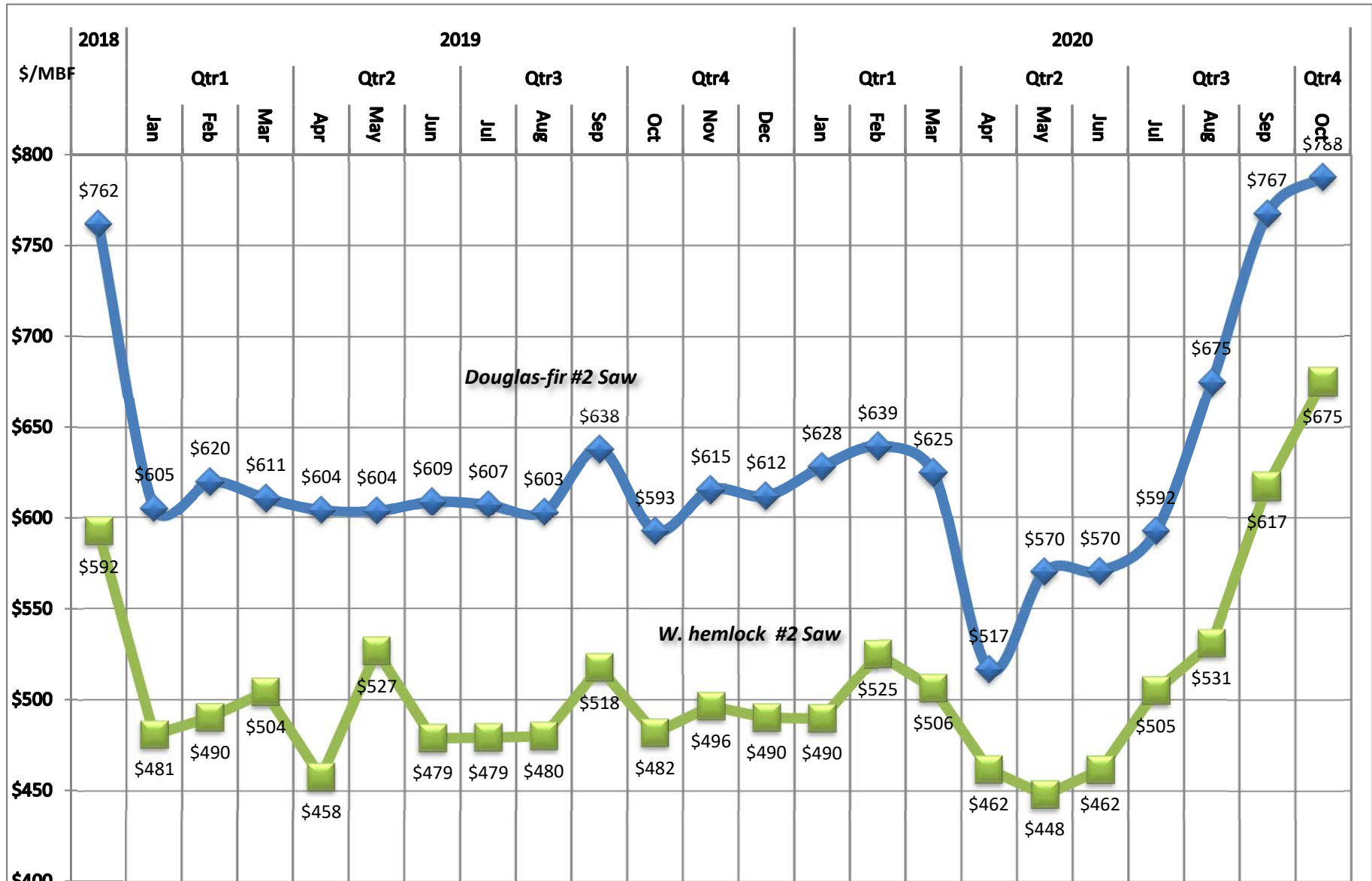
*Utility conversion rate is 9.0 tons/mbf

Publish date: 11/1/2020

The log prices in this survey are not intended to represent any past, current or future log value that any given producer will pay. DNR relies in part on information from outside sources and cannot accept responsibility for errors or omissions. Any use of this information is as is, with all faults, and without any warranty of its accuracy. DNR DISCLAIMS ALL WARRANTIES, EXPRESS OR IMPLIED, INCLUDING BUT NOT LIMITED TO IMPLIED WARRANTIES OF MERCHANTABILITY AND FITNESS FOR PARTICULAR PURPOSES.

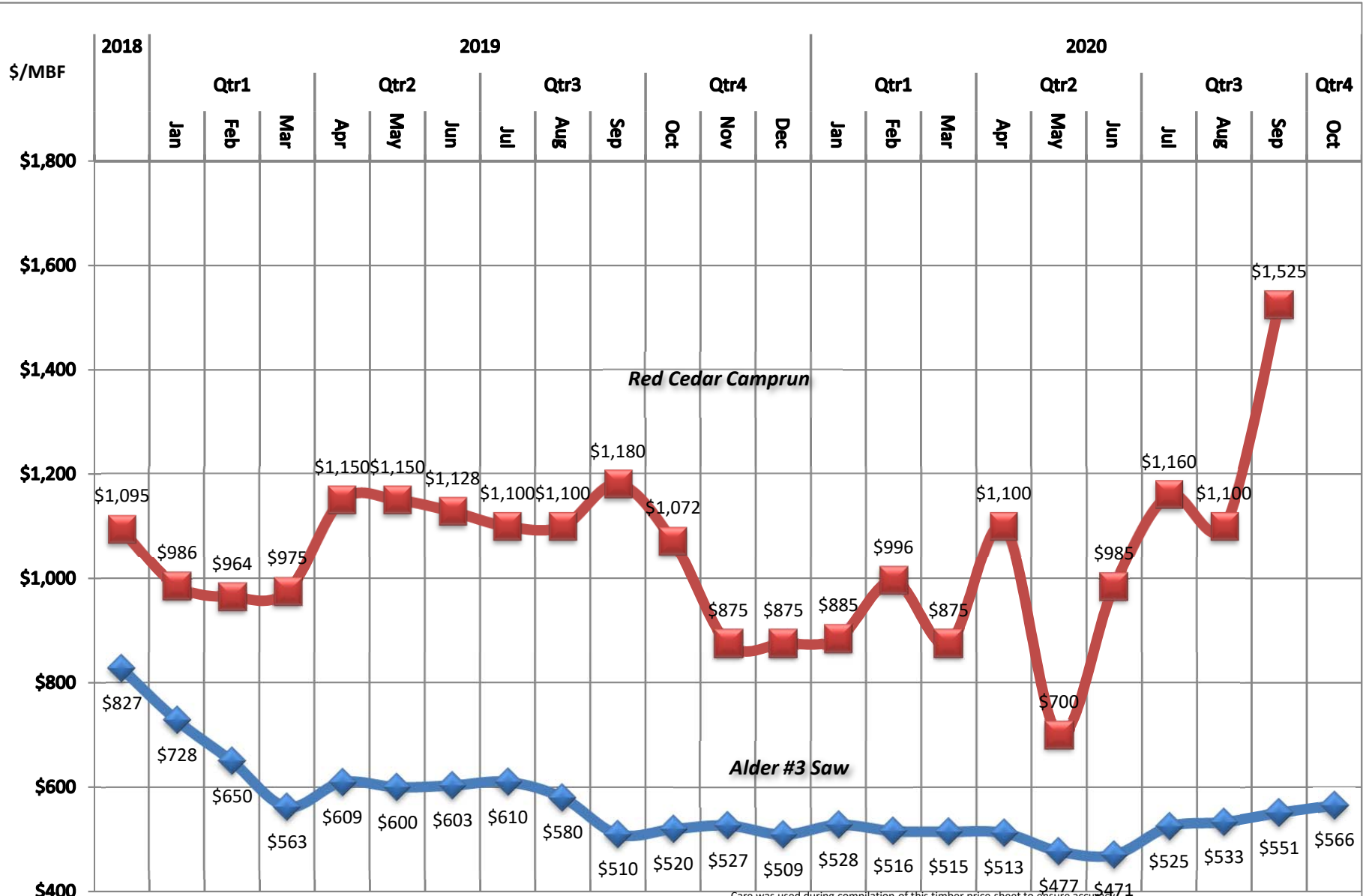
1 to 2 quotes
 3 to 4 quotes
 5 or more quotes





Coast - Delivered Log Prices

Care was used during compilation of this timber price sheet to ensure accuracy. However, DNR relied in part on information from outside sources and cannot accept responsibility for errors or omissions. Any use of this information is as is, with all faults, and without any warranty of its accuracy. DNR DISCLAIMS ALL WARRANTIES, EXPRESS OR IMPLIED, INCLUDING BUT NOT LIMITED TO IMPLIED WARRANTIES OF MERCHANTABILITY AND FITNESS FOR PARTICULAR PURPOSES.



Coast - Delivered Log Prices

Care was used during compilation of this timber price sheet to ensure accuracy. However, DNR relied in part on information from outside sources and cannot accept responsibility for errors or omissions. Any use of this information is as is, with all faults, and without any warranty of its accuracy. DNR DISCLAIMS ALL WARRANTIES, EXPRESS OR IMPLIED, INCLUDING BUT NOT LIMITED TO IMPLIED WARRANTIES OF MERCHANTABILITY AND FITNESS FOR PARTICULAR PURPOSES.

Washington Dept. of Natural Resources
 Mill log prices - Domestically Processed

Price Period October-20
 Marketing Region EASTSIDE

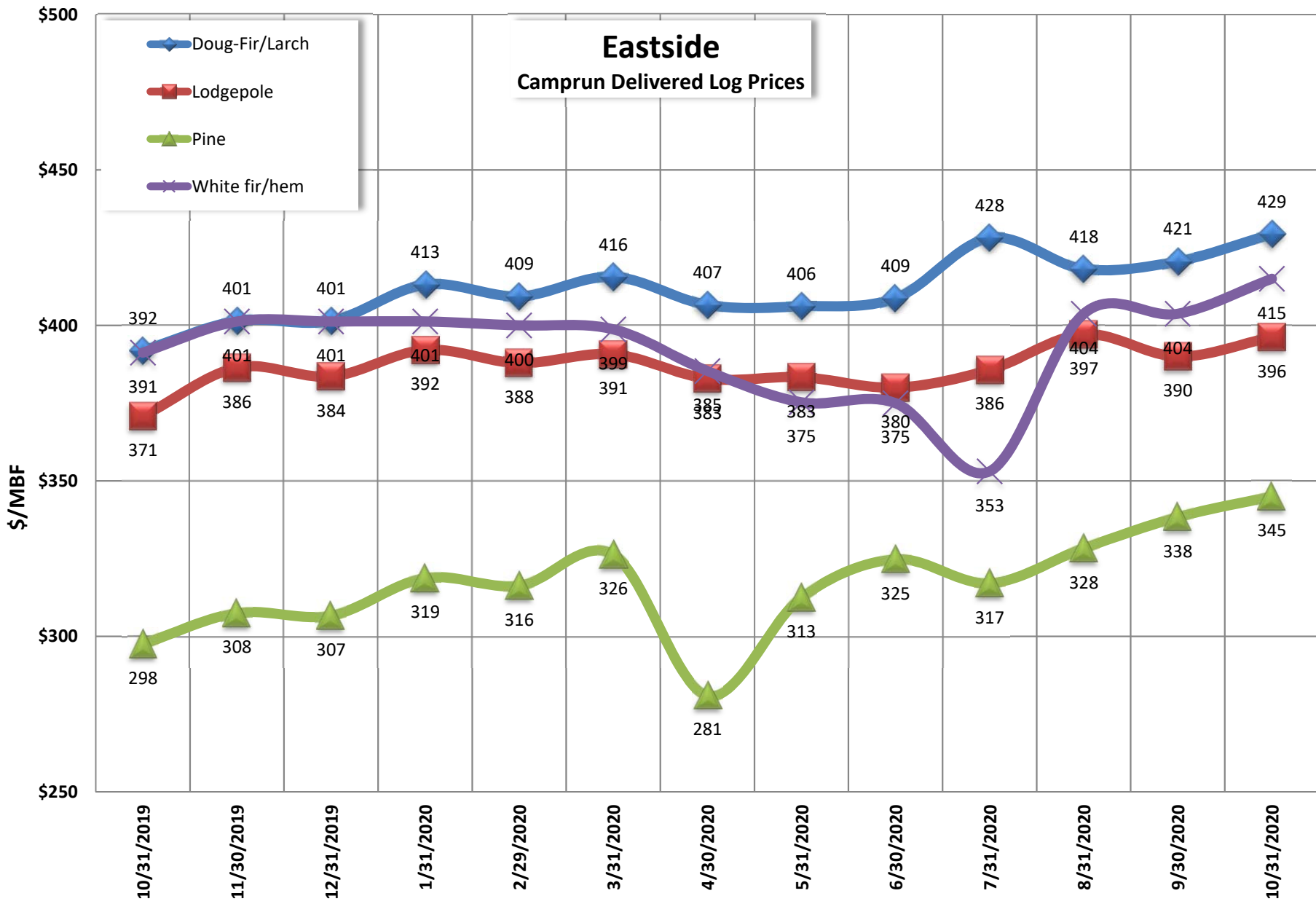
Species - Sort	\$/MBF			Number of Quotes
	Average	High	Low	
Doug-Fir/Larch	\$429	\$450	\$415	●
Camprun	\$429	\$450	\$415	●
CNS	\$428	\$440	\$415	●
White fir/hem	\$418	\$440	\$400	●
Camprun	\$415	\$440	\$400	●
CNS	\$427	\$440	\$400	●
E Spruce	\$390	\$400	\$380	●
Camprun	\$390	\$400	\$380	●
Lodgepole	\$396	\$440	\$340	●
Camprun	\$396	\$440	\$340	●
CNS	\$395	\$440	\$350	●
Cedar	\$900	\$1,150	\$700	●
Camprun	\$1,000	\$1,150	\$850	●
CNS	\$700	\$700	\$700	●
Pine	\$345	\$370	\$325	●
Small saw	\$333	\$340	\$325	●
Large saw	\$370	\$370	\$370	●
White pine	\$396	\$425	\$380	●
Camprun	\$395	\$425	\$380	●
CNS	\$400	\$400	\$400	●
Conifer	\$268	\$403	\$170	●
CNS	\$355	\$403	\$324	●
Utility	\$181	\$204	\$170	●
Grand Total	\$418	\$1,150	\$170	51

- 5 or more quotes
- 3 to 4 quotes
- 1 to 2 quotes

Publish Date: 11/1/2020
 Note: Utility/pulp conversion factor used 8.5 Tons/mbf

The log prices in this survey are not intended to represent any past, current or future log value that any given producer will pay. DNR relies in part on information from outside sources and cannot accept responsibility for errors or omissions. Any use of this information is as is, with all faults, and without any warranty of its accuracy. DNR DISCLAIMS ALL WARRANTIES, EXPRESS OR IMPLIED, INCLUDING BUT NOT LIMITED TO IMPLIED WARRANTIES OF MERCHANTABILITY AND FITNESS FOR

Eastside Camprun Delivered Log Prices



Washington Dept. of Natural Resources
Mill log prices - Domestically Processed

Years	2020
Quarters	Qtr4
Price Per	Nov

Coast Marketing Area

Species - Grade	\$/MBF			Number of Quotes
	Average	High	Low	
Doug-Fir	\$727	\$825	\$600	●
SM and Better	\$760	\$760	\$760	●
2 Saw	\$775	\$825	\$700	●
3 Saw	\$744	\$800	\$600	●
4 Saw/CNS	\$653	\$675	\$625	●
Whitewood	\$543	\$700	\$350	●
2 Saw	\$583	\$700	\$430	●
3 Saw	\$563	\$700	\$350	●
4 Saw/CNS	\$485	\$600	\$351	●
Spruce	\$358	\$530	\$200	●
2 Saw	\$390	\$530	\$250	●
3 Saw	\$365	\$530	\$200	●
4 Saw/CNS	\$320	\$440	\$200	●
Cedar	\$1,500	\$1,500	\$1,500	●
Camprun	\$1,500	\$1,500	\$1,500	●
Alder	\$507	\$625	\$270	●
2 Saw	\$625	\$625	\$625	●
3 Saw	\$579	\$588	\$575	●
4 Saw	\$459	\$538	\$350	●
Util*	\$270	\$270	\$270	●
Maple	\$321	\$350	\$275	●
2 Saw	\$325	\$350	\$275	●
3 Saw	\$325	\$350	\$275	●
4 Saw	\$317	\$350	\$275	●
Cottonwood	\$190	\$190	\$190	●
Camprun	\$190	\$190	\$190	●
Grand Total	\$521	\$1,500	\$190	59

*Utility conversion rate is 9.0 tons/mbf

Publish date: 12/1/2020

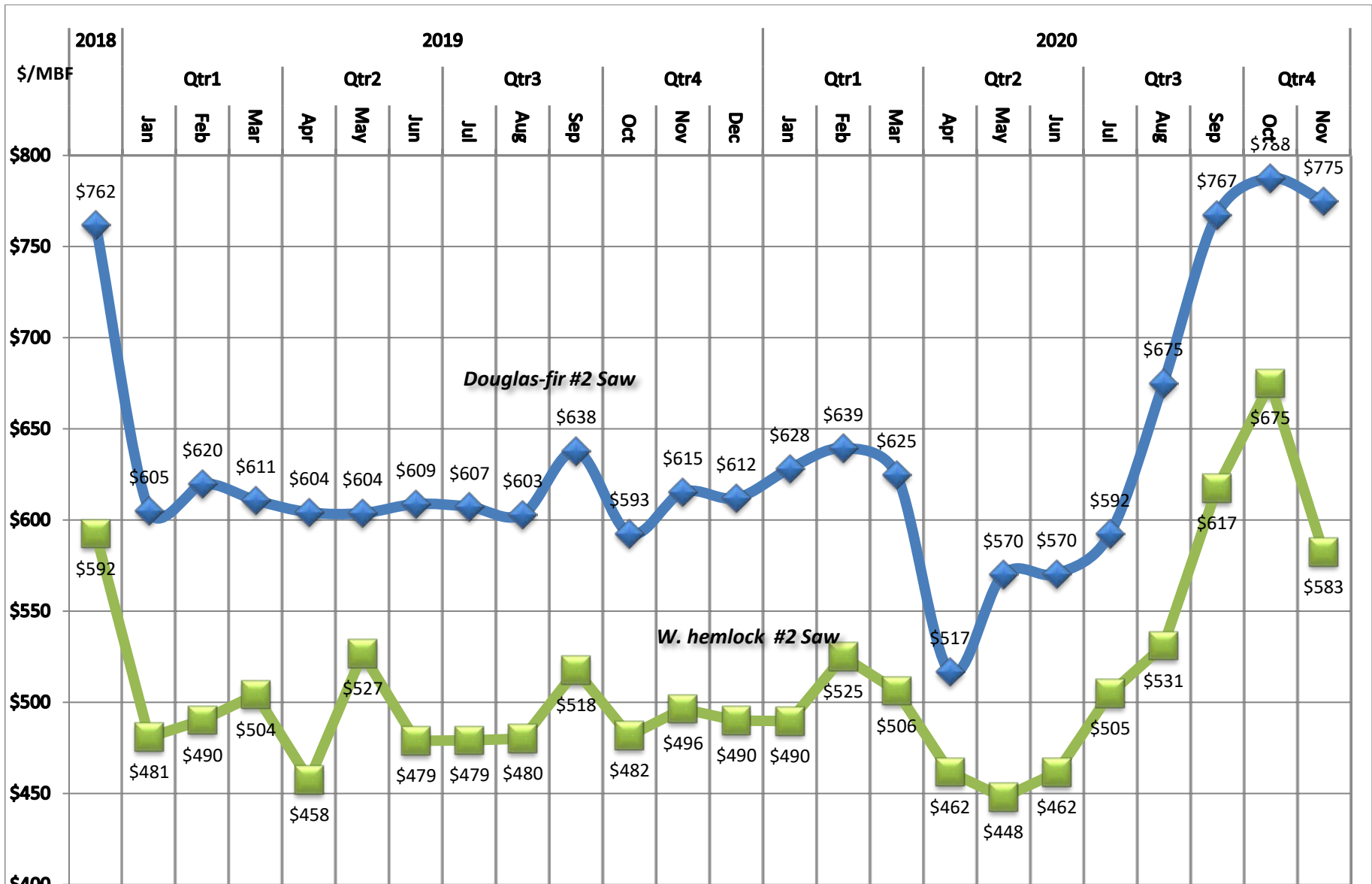
The log prices in this survey are not intended to represent any past, current or future log value that any given producer will pay. DNR relies in part on information from outside sources and cannot accept responsibility for errors or omissions. Any use of this information is as is, with all faults, and without any warranty of its accuracy. DNR DISCLAIMS ALL WARRANTIES, EXPRESS OR IMPLIED, INCLUDING BUT NOT LIMITED TO IMPLIED WARRANTIES OF MERCHANTABILITY AND FITNESS FOR PARTICULAR PURPOSES.

1 to 2 quotes

3 to 4 quotes

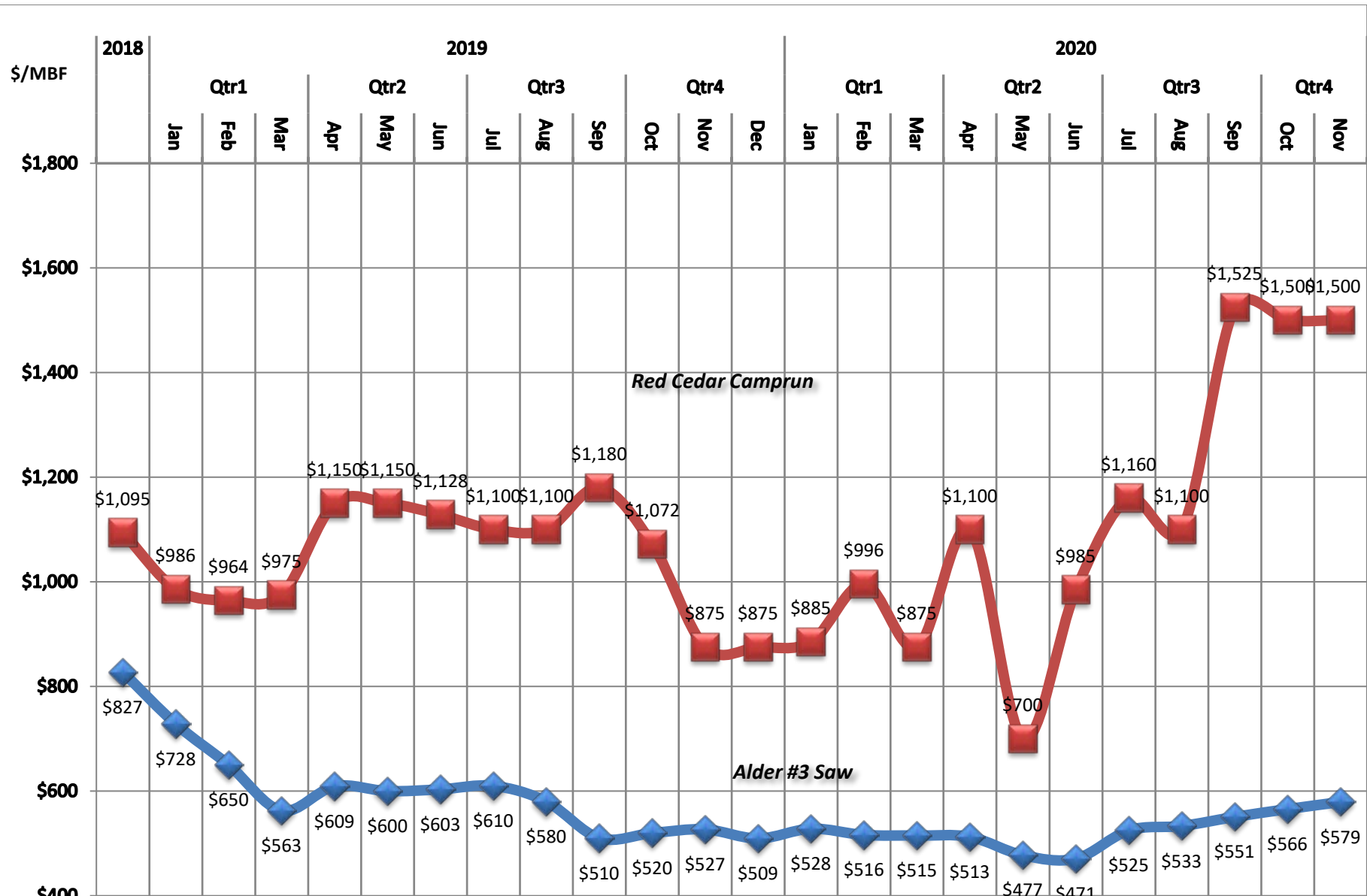
5 or more quotes





Coast - Delivered Log Prices

Care was used during compilation of this timber price sheet to ensure accuracy. However, DNR relied in part on information from outside sources and cannot accept responsibility for errors or omissions. Any use of this information is as is, with all faults, and without any warranty of its accuracy. DNR DISCLAIMS ALL WARRANTIES, EXPRESS OR IMPLIED, INCLUDING BUT NOT LIMITED TO IMPLIED WARRANTIES OF MERCHANTABILITY AND FITNESS FOR PARTICULAR PURPOSES.



Coast - Delivered Log Prices

Care was used during compilation of this timber price sheet to ensure accuracy. However, DNR relied in part on information from outside sources and cannot accept responsibility for errors or omissions. Any use of this information is as is, with all faults, and without any warranty of its accuracy. DNR DISCLAIMS ALL WARRANTIES, EXPRESS OR IMPLIED, INCLUDING BUT NOT LIMITED TO IMPLIED WARRANTIES OF MERCHANTABILITY AND FITNESS FOR PARTICULAR PURPOSES.

Washington Dept. of Natural Resources
 Mill log prices - Domestically Processed

Price Period November-20
 Marketing Region EASTSIDE

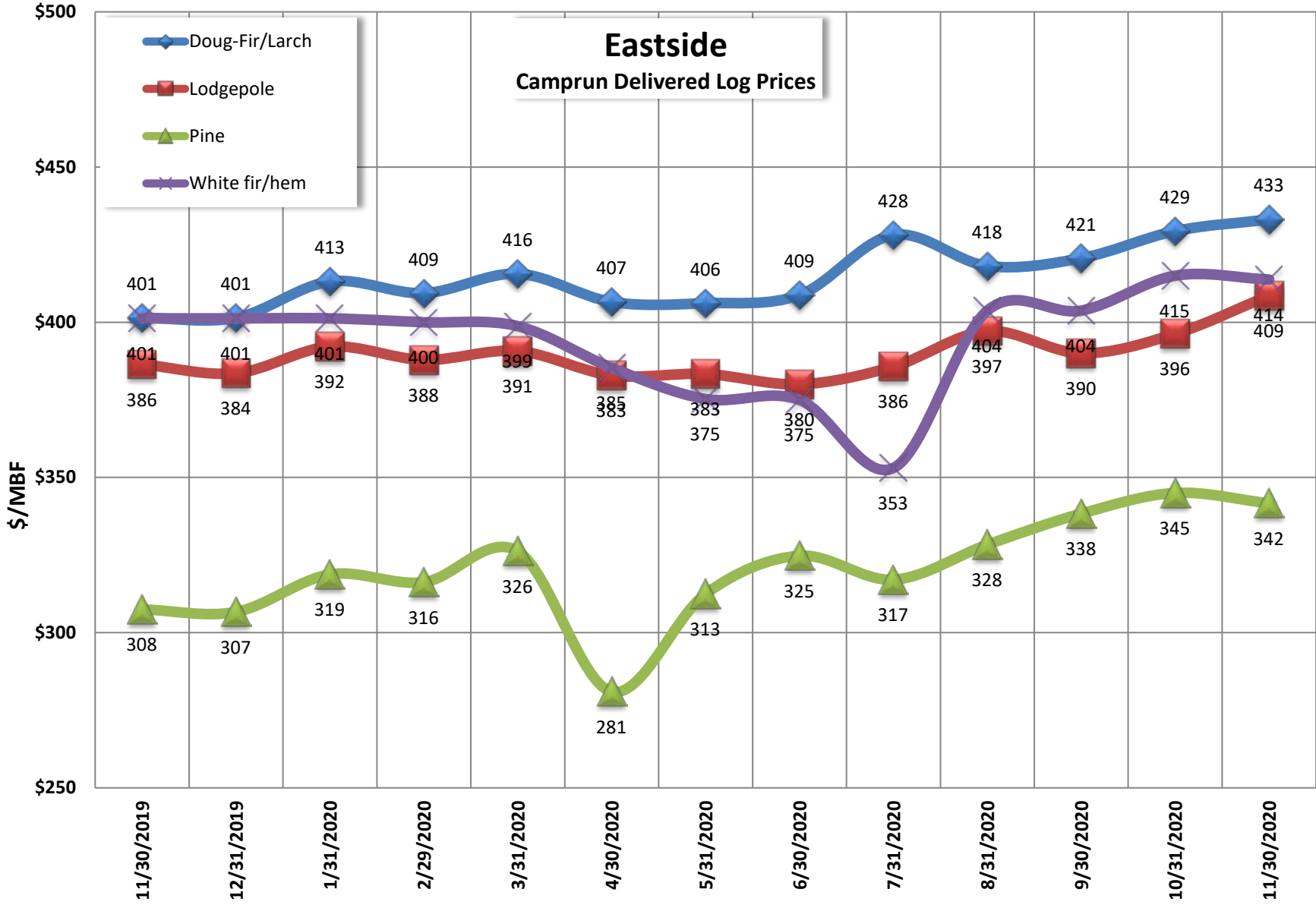
Species - Sort	\$/MBF			Number of Quotes
	Average	High	Low	
Doug-Fir/Larch	\$432	\$450	\$415	●
Camprun	\$433	\$450	\$415	●
CNS	\$428	\$440	\$415	●
White fir/hem	\$417	\$440	\$380	●
Camprun	\$414	\$440	\$380	●
CNS	\$427	\$440	\$400	●
E Spruce	\$403	\$420	\$380	●
Camprun	\$403	\$420	\$380	●
Lodgepole	\$399	\$440	\$340	●
Camprun	\$409	\$440	\$360	●
CNS	\$377	\$440	\$340	●
Cedar	\$950	\$1,300	\$700	●
Camprun	\$1,075	\$1,300	\$850	●
CNS	\$700	\$700	\$700	●
Pine	\$342	\$360	\$325	●
Small saw	\$333	\$340	\$325	●
Large saw	\$360	\$360	\$360	●
White pine	\$414	\$425	\$400	●
Camprun	\$418	\$425	\$410	●
CNS	\$400	\$400	\$400	●
Conifer	\$277	\$396	\$170	●
CNS	\$348	\$396	\$324	●
Utility	\$170	\$170	\$170	●
Grand Total	\$428	\$1,300	\$170	50

- 5 or more quotes
- 3 to 4 quotes
- 1 to 2 quotes

Publish Date: 12/1/2020
 Note: Utility/pulp conversion factor used 8.5 Tons/mbf

The log prices in this survey are not intended to represent any past, current or future log value that any given producer will pay. DNR relies in part on information from outside sources and cannot accept responsibility for errors or omissions. Any use of this information is as is, with all faults, and without any warranty of its accuracy. DNR DISCLAIMS ALL WARRANTIES, EXPRESS OR IMPLIED, INCLUDING BUT NOT LIMITED TO IMPLIED WARRANTIES OF MERCHANTABILITY AND FITNESS FOR PARTICULAR PURPOSES.

Eastside Camprun Delivered Log Prices



Washington Dept. of Natural Resources
Mill log prices - Domestically Processed

Years	2020
Quarters	Qtr4
Price Per	Dec

Coast Marketing Area

Species - Grade	\$/MBF			Number of Quotes
	Average	High	Low	
Doug-Fir	\$685	\$873	\$216	●
SM and Better	\$801	\$873	\$725	●
2 Saw	\$758	\$800	\$675	●
3 Saw	\$752	\$775	\$715	●
4 Saw/CNS	\$633	\$675	\$600	●
Util*	\$225	\$252	\$216	●
Whitewood	\$508	\$672	\$216	●
2 Saw	\$591	\$672	\$450	●
3 Saw	\$611	\$658	\$500	●
4 Saw/CNS	\$513	\$550	\$450	●
Util*	\$225	\$252	\$216	●
Spruce	\$429	\$530	\$216	●
2 Saw	\$530	\$530	\$530	●
3 Saw	\$530	\$530	\$530	●
4 Saw/CNS	\$440	\$440	\$440	●
Util*	\$216	\$216	\$216	●
Cedar	\$1,744	\$1,825	\$1,600	●
Camprun	\$1,744	\$1,825	\$1,600	●
Alder	\$519	\$725	\$135	●
2 Saw	\$680	\$725	\$625	●
3 Saw	\$658	\$720	\$588	●
4 Saw	\$576	\$720	\$425	●
Util*	\$263	\$353	\$135	●
Maple	\$304	\$353	\$135	●
2 Saw	\$350	\$350	\$350	●
3 Saw	\$338	\$350	\$325	●
4 Saw	\$319	\$350	\$275	●
Util*	\$261	\$353	\$135	●
Cottonwood	\$174	\$198	\$135	●
Util*	\$167	\$198	\$135	●
Camprun	\$190	\$190	\$190	●
Grand Total	\$565	\$1,825	\$135	92

*Utility conversion rate is 9.0 tons/mbf

Publish date: 1/4/2021

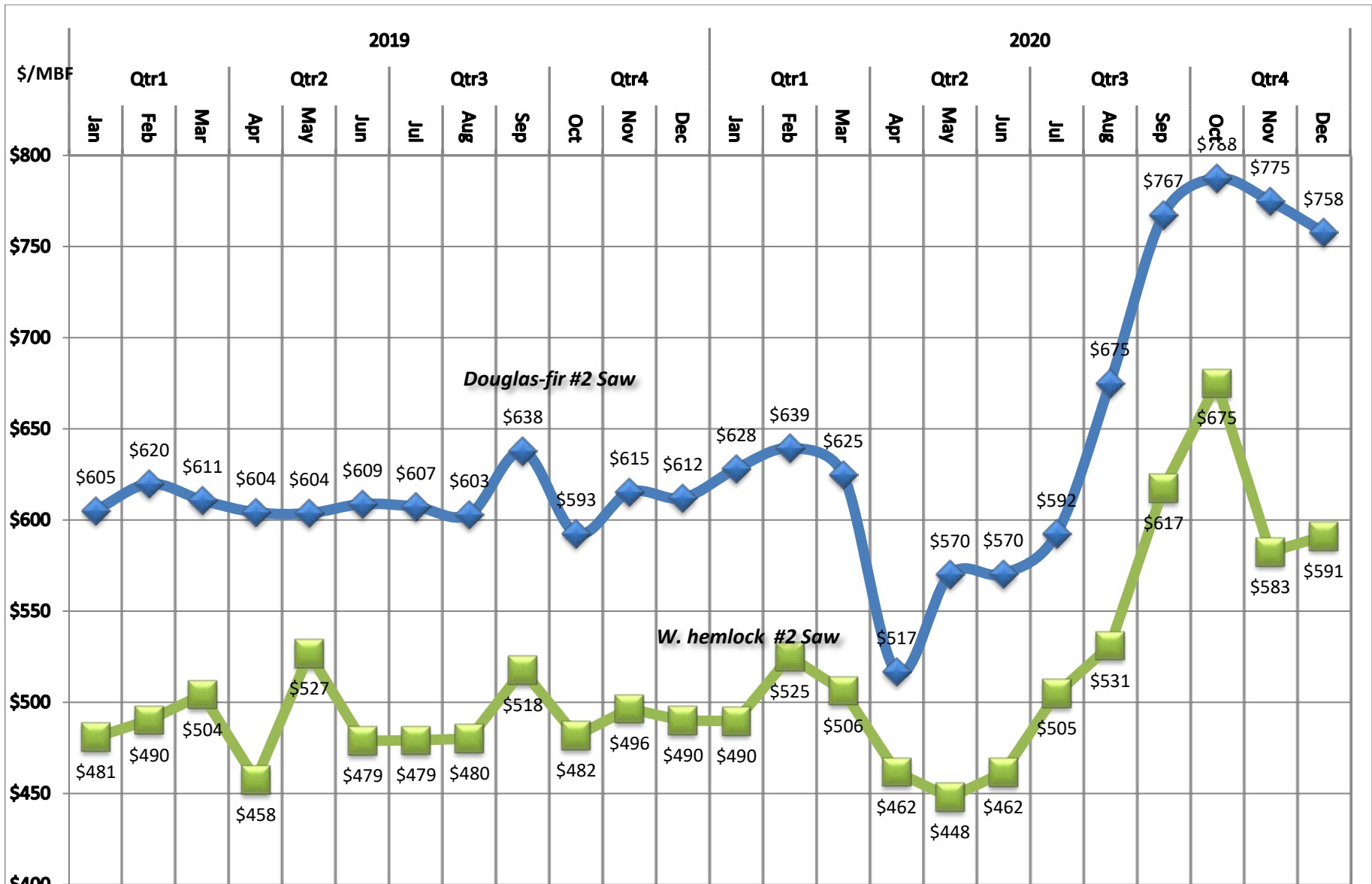
The log prices in this survey are not intended to represent any past, current or future log value that any given producer will pay. DNR relies in part on information from outside sources and cannot accept responsibility for errors or omissions. Any use of this information is as is, with all faults, and without any warranty of its accuracy. DNR DISCLAIMS ALL WARRANTIES, EXPRESS OR IMPLIED, INCLUDING BUT NOT LIMITED TO IMPLIED WARRANTIES OF MERCHANTABILITY AND FITNESS FOR PARTICULAR PURPOSES.

1 to 2 quotes

3 to 4 quotes

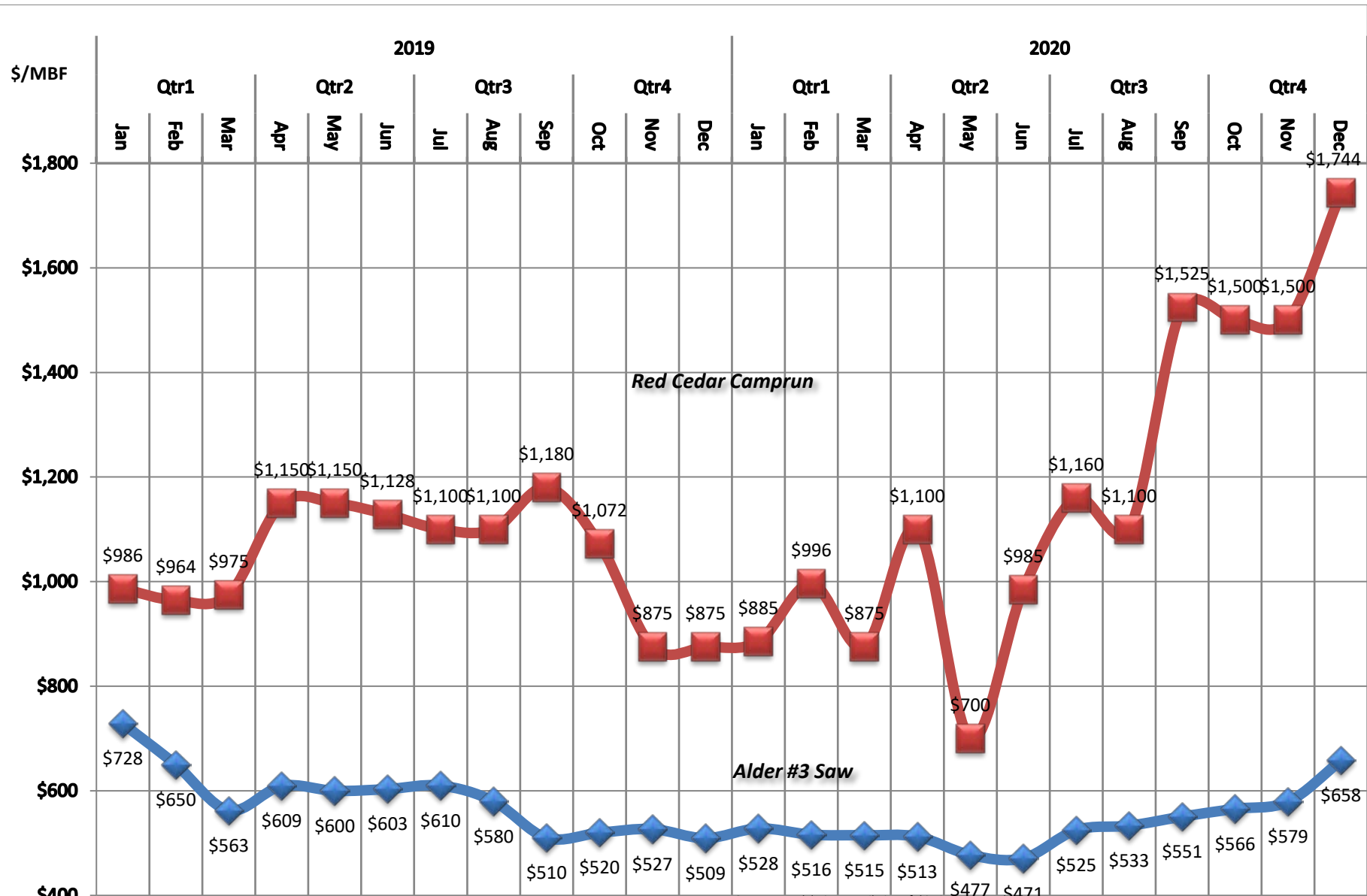
5 or more quotes





Coast - Delivered Log Prices

Care was used during compilation of this timber price sheet to ensure accuracy. However, DNR relied in part on information from outside sources and cannot accept responsibility for errors or omissions. Any use of this information is as is, with all faults, and without any warranty of its accuracy. DNR DISCLAIMS ALL WARRANTIES, EXPRESS OR IMPLIED, INCLUDING BUT NOT LIMITED TO IMPLIED WARRANTIES OF MERCHANTABILITY AND FITNESS FOR PARTICULAR PURPOSES.



Coast - Delivered Log Prices

Care was used during compilation of this timber price sheet to ensure accuracy. However, DNR relied in part on information from outside sources and cannot accept responsibility for errors or omissions. Any use of this information is as is, with all faults, and without any warranty of its accuracy. DNR DISCLAIMS ALL WARRANTIES, EXPRESS OR IMPLIED, INCLUDING BUT NOT LIMITED TO IMPLIED WARRANTIES OF MERCHANTABILITY AND FITNESS FOR PARTICULAR PURPOSES.

Washington Dept. of Natural Resources
 Mill log prices - Domestically Processed

Price Period December-20
 Marketing Region EASTSIDE

Species - Sort	\$/MBF			Number of Quotes
	Average	High	Low	
Doug-Fir/Larch	\$430	\$460	\$415	●
Camprun	\$431	\$460	\$415	●
CNS	\$428	\$440	\$415	●
White fir/hem	\$415	\$440	\$380	●
Camprun	\$410	\$440	\$380	●
CNS	\$427	\$440	\$400	●
E Spruce	\$390	\$400	\$380	●
Camprun	\$390	\$400	\$380	●
Lodgepole	\$391	\$440	\$310	●
Camprun	\$401	\$440	\$350	●
CNS	\$367	\$440	\$310	●
Cedar	\$983	\$1,400	\$700	●
Camprun	\$1,125	\$1,400	\$850	●
CNS	\$700	\$700	\$700	●
Pine	\$328	\$350	\$310	●
Small saw	\$318	\$325	\$310	●
Large saw	\$350	\$350	\$350	●
White pine	\$401	\$425	\$380	●
Camprun	\$402	\$425	\$380	●
CNS	\$400	\$400	\$400	●
Conifer	\$277	\$396	\$170	●
CNS	\$348	\$396	\$324	●
Utility	\$170	\$170	\$170	●
Grand Total	\$425	\$1,400	\$170	50

- 5 or more quotes
- 3 to 4 quotes
- 1 to 2 quotes

Publish Date: 1/4/2021
 Note: Utility/pulp conversion factor used 8.5 Tons/mbf

The log prices in this survey are not intended to represent any past, current or future log value that any given producer will pay. DNR relies in part on information from outside sources and cannot accept responsibility for errors or omissions. Any use of this information is as is, with all faults, and without any warranty of its accuracy. DNR DISCLAIMS ALL WARRANTIES, EXPRESS OR IMPLIED, INCLUDING BUT NOT LIMITED TO IMPLIED WARRANTIES OF MERCHANTABILITY AND FITNESS FOR PARTICULAR

Eastside Camprun Delivered Log Prices

