



Trust Land Transfer Proviso
Phase 2 Work Group

Webpages, Signs, & Manual

Meeting 6.0 | June 8, 2022



WASHINGTON STATE DEPARTMENT OF
NATURAL RESOURCES

Phase 1 Recommendations: Webpages



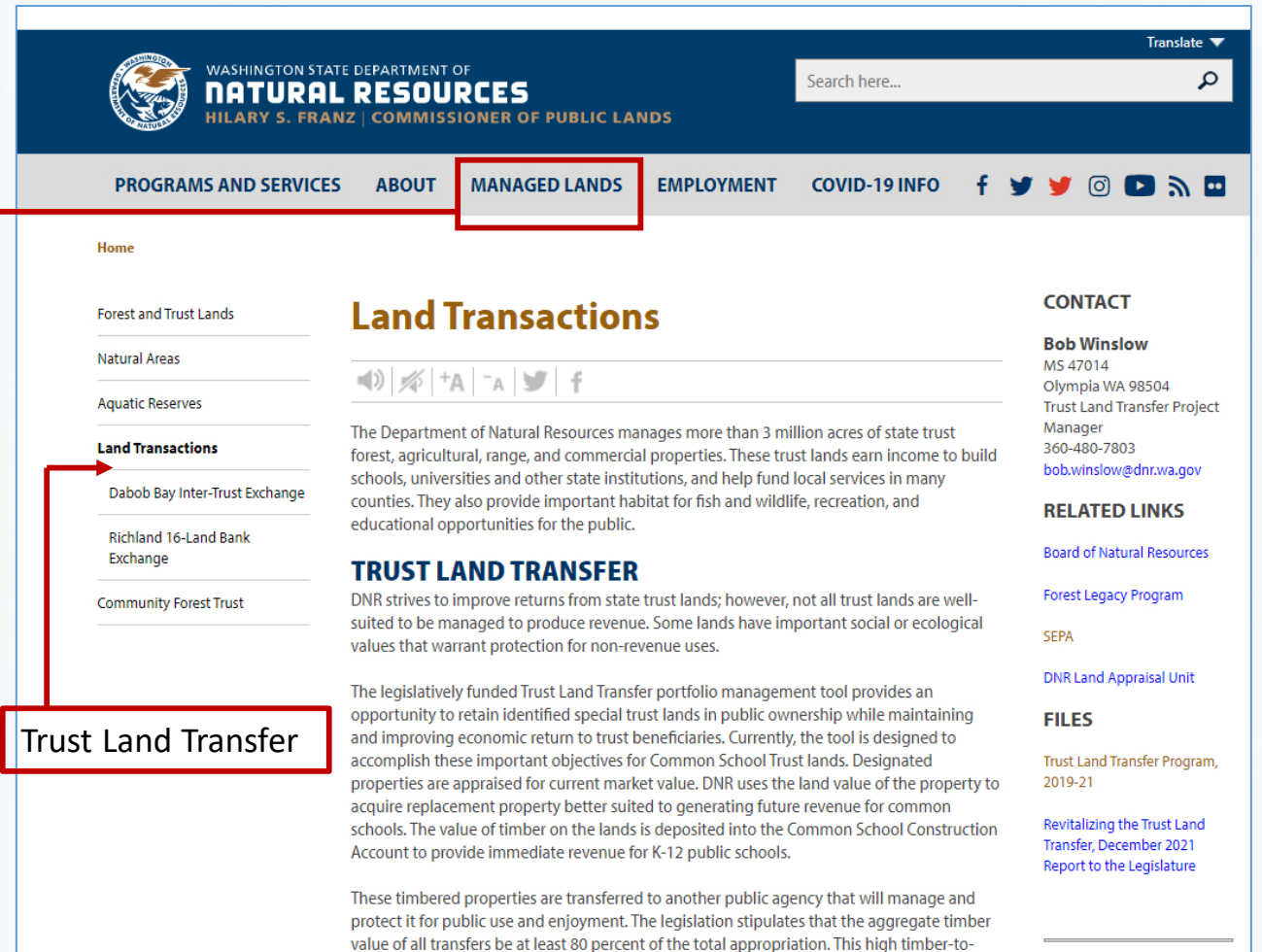
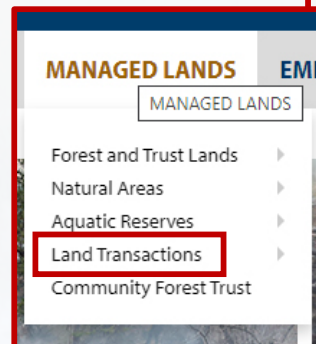
“DNR and the work group identified a clear need to make the TLT tool both transparent and consistent, which can be achieved by creating a new, well-crafted process; capturing the process in writing; and making that information easily available to trust beneficiaries, stakeholders, tribes, and the general public through DNR’s website.”

Where will the Webpages be Located?



Recommendation:

Within dnr.wa.gov on the land transactions page



Sideboards



- Similar style as rest of DNR's website
- Question/answer format when possible
- Brief text

The screenshot shows the Washington State Department of Natural Resources website. The header includes the DNR logo, the text 'WASHINGTON STATE DEPARTMENT OF NATURAL RESOURCES', 'HILARY S. FRANZ | COMMISSIONER OF PUBLIC LANDS', a search bar, and a 'Translate' dropdown. The navigation menu contains 'PROGRAMS AND SERVICES', 'ABOUT', 'MANAGED LANDS', 'EMPLOYMENT', and 'COVID-19 INFO', along with social media icons for Facebook, Twitter, YouTube, and RSS. The main content area is titled 'Home' and is divided into three columns:

- Left Column (Menu on left):** A vertical list of links: 'Forest and Trust Lands', 'Natural Areas', 'Aquatic Reserves', 'Land Transactions', 'Dabob Bay Inter-Trust Exchange', 'Richland 16-Land Bank Exchange', and 'Community Forest Trust'.
- Center Column (Main content in center):** The main article titled 'Land Transactions'. It includes a sub-header 'TRUST LAND TRANSFER' and text describing the department's management of state trust lands and the Trust Land Transfer program. It also features a 'CONTACT' section with the name 'Bob Winslow' and his title and contact information.
- Right Column (Links and contact information on right):** A 'CONTACT' section with the name 'Bob Winslow' and his title and contact information, followed by a 'RELATED LINKS' section with links to 'Board of Natural Resources', 'Forest Legacy Program', 'SEPA', and 'DNR Land Appraisal Unit'. Below this is a 'FILES' section with a link to 'Trust Land Transfer Program, 2019-21' and another link to 'Revitalizing the Trust Land Transfer, December 2021 Report to the Legislature'.

Menu on left

Main content in center

Links and contact information on right

Phased Approach



- Web pages cannot be fully built until the tool is finalized
 - Post a placeholder parent page that describes the major features of the new TLT tool, and mention that new pages are being developed
 - Build the actual parent and child pages as different elements are completed, then launch all the new pages at once

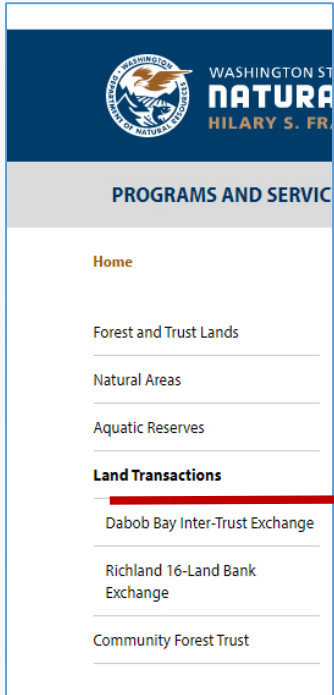


Content List From the Legislative Report



- A statement of the tool's purpose
- A description of the tool and how it works
- Information about past TLT transfers
- Information about committees, such as the proposed TLT advisory committee
- Information about eligibility and the criteria and process used to evaluate, select, and prioritize parcels nominated for TLT
- Links to application forms
- Application deadlines and timelines for evaluation, prioritization, and approval of transfers
- Information on how members of the public can get involved in TLTs
- Other relevant information

How Will the Pages be Organized?



Forest and Trust Lands

Natural Areas

Aquatic Reserves

Land Transactions

Trust Land Transfer

Daobob Bay Inter-trust Exchange

Richland 16-Land Bank Exchange

Community Forest Trust

Trust Land Transfer
("parent" page)

Nominating a Parcel

Determining
Eligibility

Prioritizing Parcels


Tracking and
Reporting

Success Stories

Parent Page



- What is trust land transfer?
A brief statement that describes trust land transfer and states the tool's purpose
- How does it work?
A broad overview only (More detailed information will go into the child pages)



Child Page: Nominating a Parcel



- Which state trust lands can be nominated
- Who can nominate a parcel and how
- Estimated timeline from application through legislative funding



Child Page: Determining Eligibility



- Who determines eligibility
- How is eligibility determined
- What happens next



Child Page: Prioritizing Parcels




- Who is the advisory committee: membership
- What does the advisory committee do
- What happens next



Child Page: Tracking and Reporting



- A [web map](#) showing funded and past trust land transfers
- TLT-related presentations or materials submitted to the Board of Natural Resources



Child Page: Success Stories



- Benefits of TLT, brief overview
- Total acres transferred to date (include link to a document with summary tables)
- Narrative and photo highlighting 2-3 past transfers
 - DNR natural area
 - Non-DNR area (park, wildlife area, other)



Is Anything Missing?



Phase 1 Recommendations: Signs and Manuals



“The current work group identified two potential, additional ideas for further exploration: DNR’s development of a workbook or manual for the TLT tool that would be reviewed each biennium, and posting signs on natural areas indicating they were fully or partially established through TLTs.”



Signs at DNR Natural Areas



- Post small, stand-alone signs denoting that a DNR Natural Area was conserved through TLT “in whole or in part”
- Post only on DNR Natural Areas with developed trailheads, kiosks, and parking areas



Examples of similar sign

Manual



- Who would it be for?
- How would it be used?
- What would it include?

