

**Washington Dept. of Natural Resources**  
 Mill log prices - Domestically Processed

Price Period	January-09
Marketing Region	PUGET

Species - Grade	\$/MBF			Number of Quotes
	Average	High	Low	
<b>Doug-Fir</b>	<b>\$337</b>	<b>\$480</b>	<b>\$200</b>	<b>25</b>
SM and Better	\$448	\$480	\$400	3
2 Saw	\$343	\$435	\$200	8
3 Saw	\$340	\$425	\$250	8
4 Saw/CNS	\$308	\$355	\$218	3
Util*	\$231	\$243	\$225	3
<b>White wood</b>	<b>\$252</b>	<b>\$325</b>	<b>\$100</b>	<b>22</b>
SM and Better	\$303	\$325	\$280	2
2 Saw	\$280	\$325	\$250	6
3 Saw	\$237	\$290	\$100	6
4 Saw/CNS	\$233	\$261	\$174	4
Util*	\$230	\$243	\$225	4
<b>Spruce</b>	<b>\$218</b>	<b>\$275</b>	<b>\$125</b>	<b>11</b>
SM and Better	\$250	\$250	\$250	1
2 Saw	\$218	\$275	\$170	3
3 Saw	\$203	\$275	\$125	3
4 Saw/CNS	\$210	\$210	\$210	1
Util*	\$225	\$225	\$225	3
<b>Cedar</b>	<b>\$794</b>	<b>\$900</b>	<b>\$725</b>	<b>4</b>
Camprun	\$794	\$900	\$725	4
<b>Alder</b>	<b>\$416</b>	<b>\$720</b>	<b>\$100</b>	<b>21</b>
2 Saw	\$544	\$720	\$450	5
3 Saw	\$459	\$636	\$200	4
4 Saw	\$419	\$549	\$300	8
Util*	\$207	\$252	\$100	4
<b>Maple</b>	<b>\$228</b>	<b>\$300</b>	<b>\$50</b>	<b>15</b>
2 Saw	\$283	\$300	\$250	3
3 Saw	\$267	\$300	\$200	3
4 Saw	\$215	\$300	\$125	5
Util*	\$175	\$225	\$50	4
<b>Cotton Wood</b>	<b>\$180</b>	<b>\$225</b>	<b>\$90</b>	<b>3</b>
Util*	\$225	\$225	\$225	2
Camprun	\$90	\$90	\$90	1
<b>Grand Total</b>	<b>\$319</b>	<b>\$900</b>	<b>\$50</b>	<b>101</b>

Publish date: Jan. 29,2009

\*Note: Utility price based on conversion factor of 9.0 tons/mbf

This information is provided for informational purposes only and no warranty is expressed or implied.  
 For questions please contact Dave Richards at 360-902-1365 or email at dave.richards@dnr.wa.gov

**Washington Dept. of Natural Resources**  
 Mill log prices - Domestically Processed

Price Period	January-09
Marketing Region	COLUMBIA

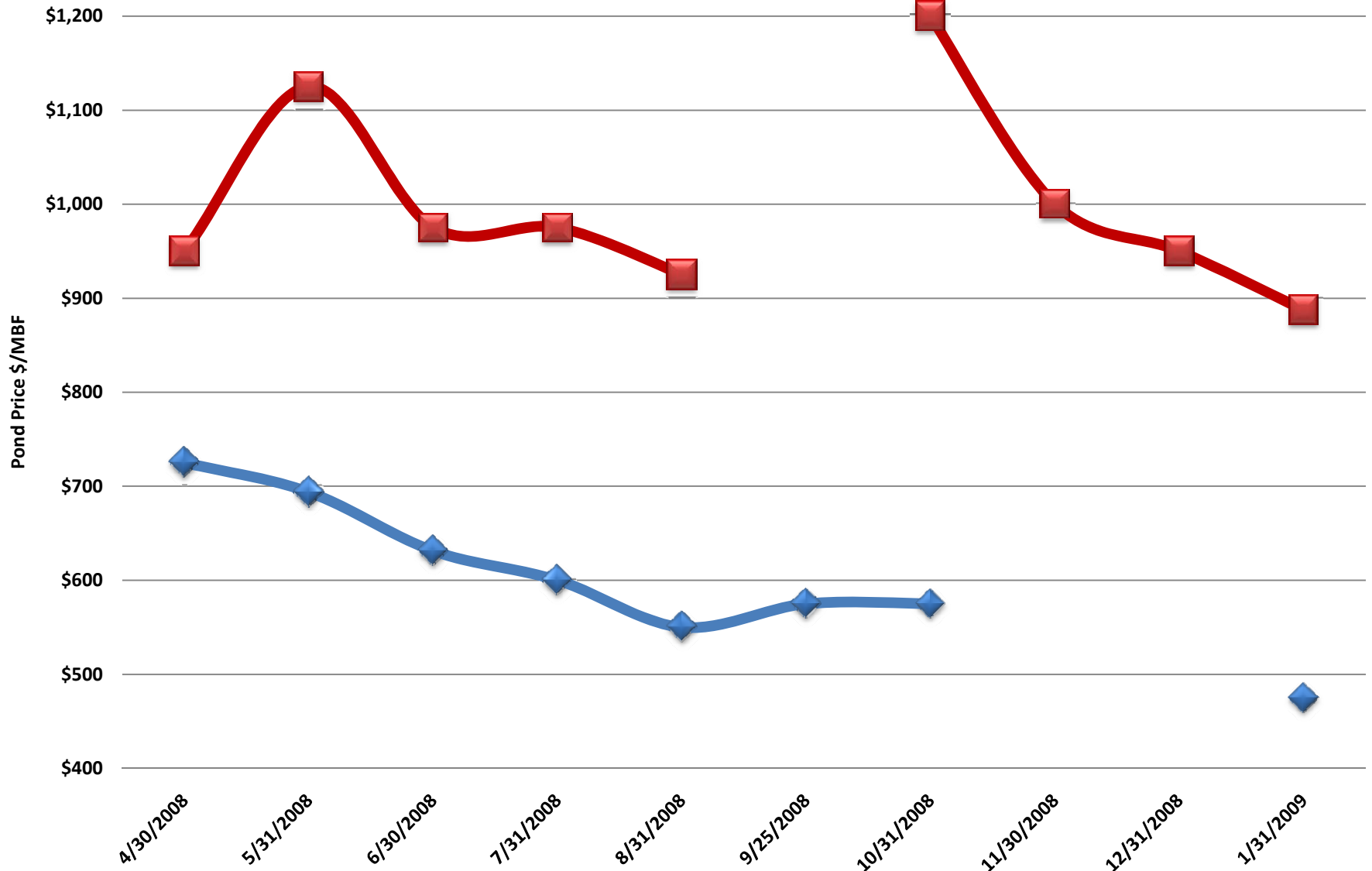
Species - Grade	\$/MBF			Number of Quotes
	Average	High	Low	
<b>Doug-Fir</b>	<b>\$337</b>	<b>\$575</b>	<b>\$243</b>	<b>23</b>
SM and Better	\$419	\$478	\$300	3
2 Saw	\$375	\$575	\$250	8
3 Saw	\$298	\$337	\$250	6
4 Saw/CNS	\$291	\$331	\$250	5
Util*	\$243	\$243	\$243	1
<b>White wood</b>	<b>\$259</b>	<b>\$288</b>	<b>\$200</b>	<b>18</b>
2 Saw	\$262	\$288	\$200	6
3 Saw	\$260	\$288	\$200	6
4 Saw/CNS	\$258	\$285	\$225	5
Util*	\$243	\$243	\$243	1
<b>Spruce</b>	<b>\$275</b>	<b>\$275</b>	<b>\$275</b>	<b>2</b>
2 Saw	\$275	\$275	\$275	1
3 Saw	\$275	\$275	\$275	1
<b>Cedar</b>	<b>\$888</b>	<b>\$900</b>	<b>\$875</b>	<b>2</b>
Camprun	\$888	\$900	\$875	2
<b>Alder</b>	<b>\$417</b>	<b>\$500</b>	<b>\$300</b>	<b>3</b>
2 Saw	\$500	\$500	\$500	1
3 Saw	\$450	\$450	\$450	1
4 Saw	\$300	\$300	\$300	1
<b>Grand Total</b>	<b>\$333</b>	<b>\$900</b>	<b>\$200</b>	<b>48</b>

Publish date: Jan. 29,2009

\*Note: Utility price based on conversion factor of 9.0 tons/mbf

This information is provided for informational purposes only and no warranty is expressed or implied.  
 For questions please contact Dave Richards at 360-902-1365 or email at dave.richards@dnr.wa.gov

# Columbia Region

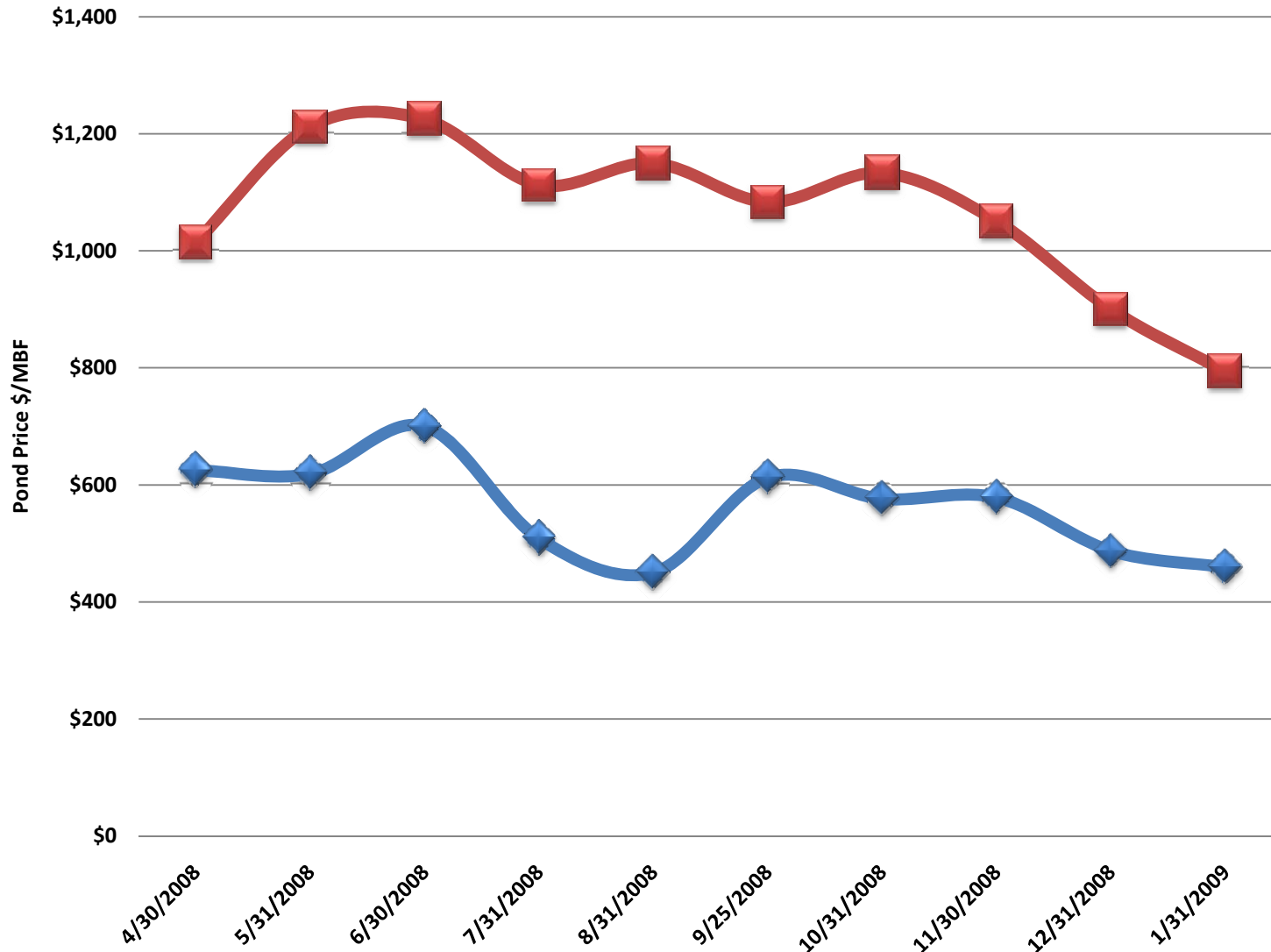


#3 saw price RA  
Camprun for cedar

◆ RA

■ RC

# Puget Sound Region



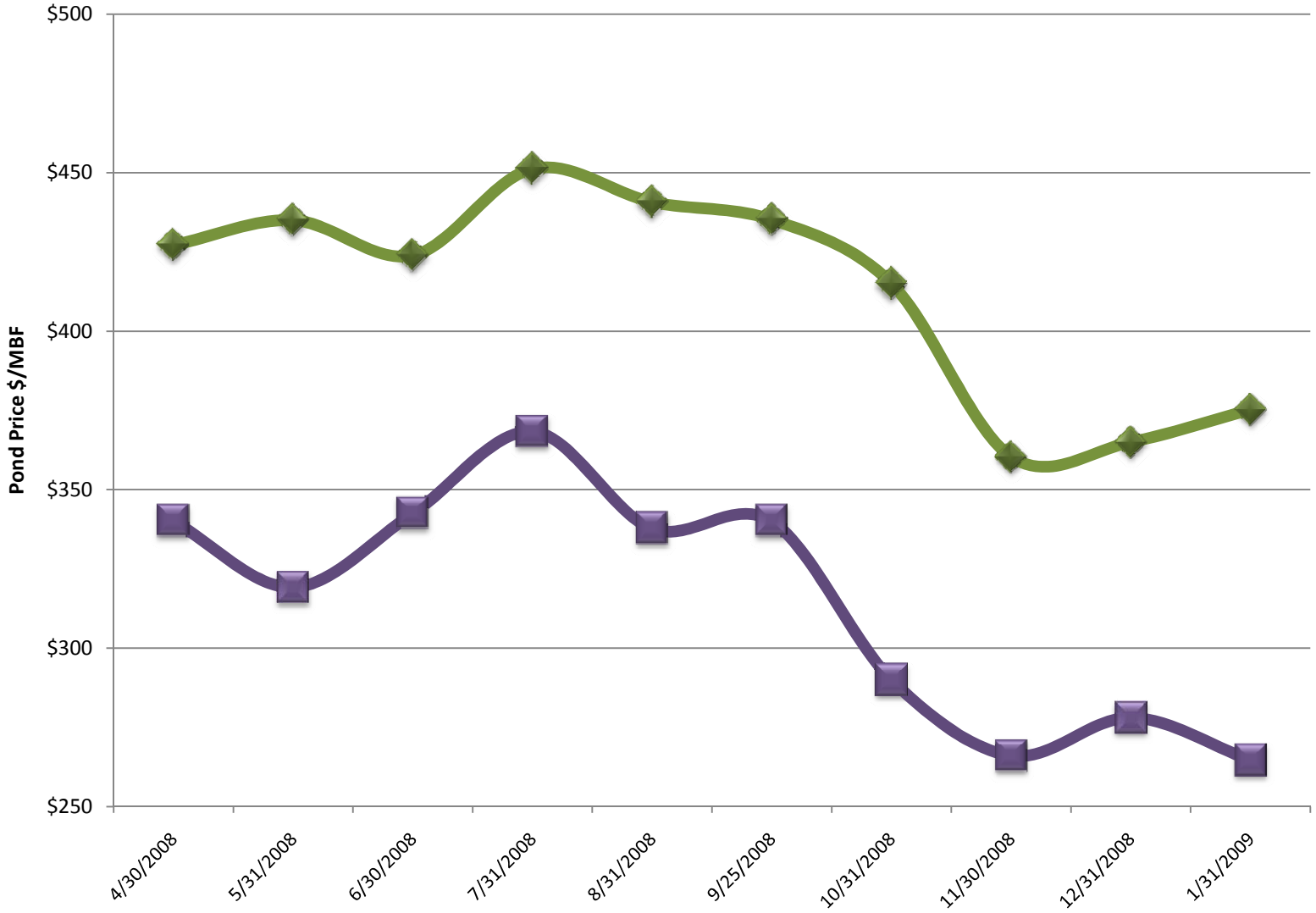
#3-saw price alder  
Camprun for cedar

◆ RA

■ RC

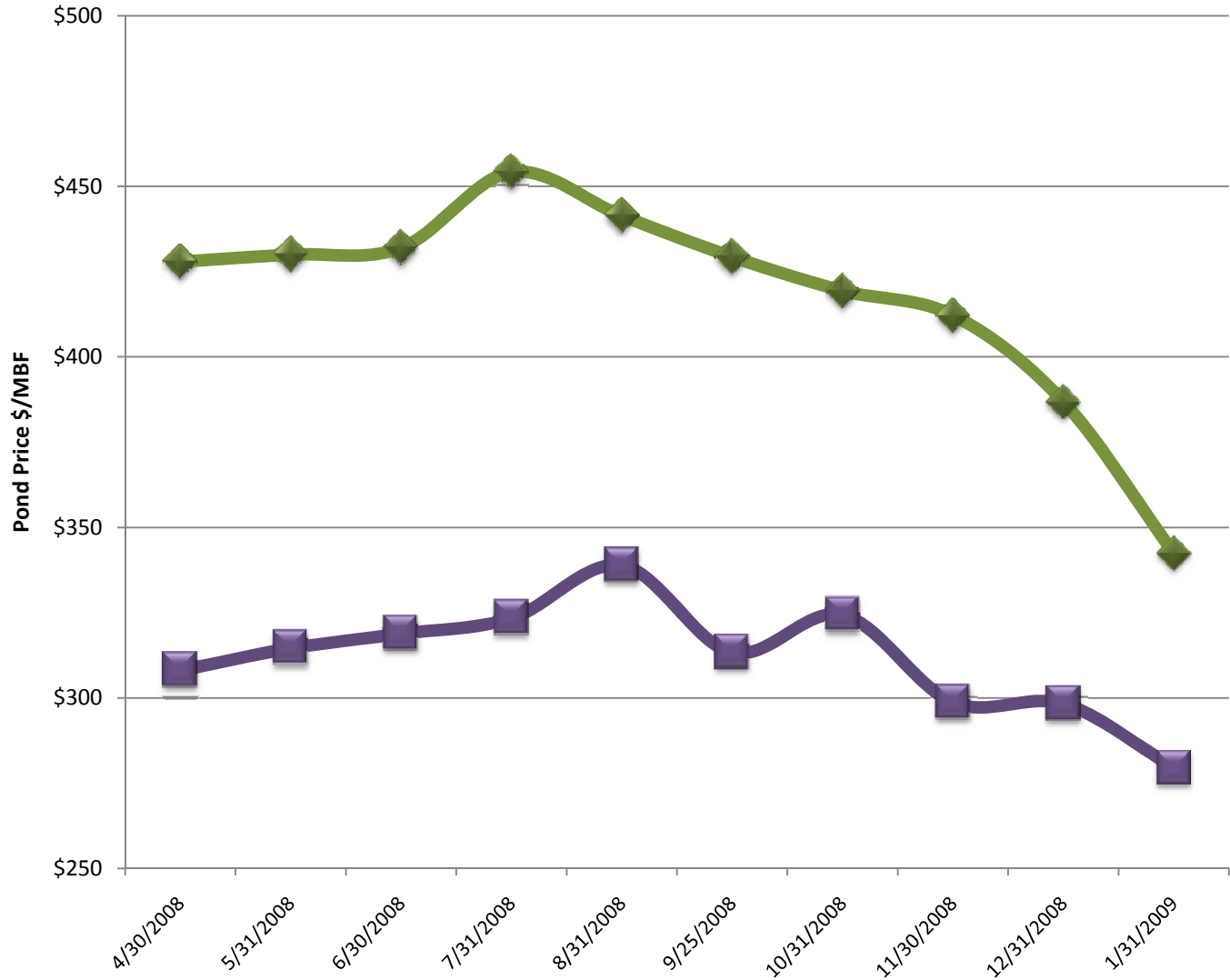
# Columbia Region Delivered Log Price Trend

DF #2 Saw Price  
WH



# Puget Sound Region Delivered Log Price Trend

◆ DF #2 Saw Price  
■ WH



Washington Dept. of Natural Resources

Mill log prices - Domestically Processed

Price Period	January-09
Marketing Region	EASTSIDE

Species - Sort	\$/MBF			Number of Quotes
	Average	High	Low	
<b>Cedar</b>	\$558	\$850	\$350	6
<b>Doug-Fir/Larch</b>	\$290	\$350	\$200	9
<b>E Spruce</b>	\$244	\$310	\$150	9
<b>Lodgepole</b>	\$286	\$310	\$230	9
<b>Pine</b>	\$210	\$310	\$150	7
Small saw	\$247	\$310	\$150	3
Large saw	\$183	\$280	\$150	4
<b>White fir/hem</b>	\$268	\$315	\$150	7
<b>White pine</b>	\$245	\$310	\$150	7
<b>Grand Total</b>	\$292	\$850	\$150	54

Publish date: Jan. 29,2009

This information is provided for informational purposes only and no warranty is expressed or implied.

For questions please contact Dave Richards at 360-902-1365 or email [dave.richards@dnr.wa.gov](mailto:dave.richards@dnr.wa.gov).

**Washington Dept. of Natural Resources**  
 Mill log prices - Domestically Processed

Price Period	February-09
Marketing Region	PUGET

Species - Grade	\$/MBF			Number of Quotes
	Average	High	Low	
<b>Doug-Fir</b>	<b>\$331</b>	<b>\$450</b>	<b>\$175</b>	<b>24</b>
SM and Better	\$417	\$450	\$400	3
2 Saw	\$340	\$400	\$175	7
3 Saw	\$321	\$400	\$250	9
4 Saw/CNS	\$300	\$340	\$278	4
Util*	\$225	\$225	\$225	1
<b>White wood</b>	<b>\$240</b>	<b>\$300</b>	<b>\$100</b>	<b>26</b>
SM and Better	\$265	\$280	\$250	2
2 Saw	\$270	\$300	\$225	7
3 Saw	\$229	\$265	\$100	10
4 Saw/CNS	\$215	\$261	\$131	5
Util*	\$225	\$225	\$225	2
<b>Spruce</b>	<b>\$200</b>	<b>\$250</b>	<b>\$125</b>	<b>9</b>
2 Saw	\$178	\$185	\$170	2
3 Saw	\$187	\$250	\$125	3
4 Saw/CNS	\$218	\$250	\$185	2
Util*	\$225	\$225	\$225	2
<b>Cedar</b>	<b>\$738</b>	<b>\$900</b>	<b>\$600</b>	<b>4</b>
Camprun	\$738	\$900	\$600	4
<b>Alder</b>	<b>\$398</b>	<b>\$648</b>	<b>\$100</b>	<b>22</b>
2 Saw	\$520	\$648	\$450	5
3 Saw	\$449	\$570	\$300	5
4 Saw	\$414	\$495	\$300	7
Util*	\$205	\$252	\$100	5
<b>Maple</b>	<b>\$246</b>	<b>\$350</b>	<b>\$50</b>	<b>18</b>
2 Saw	\$317	\$350	\$300	3
3 Saw	\$294	\$325	\$250	4
4 Saw	\$235	\$300	\$150	6
Util*	\$179	\$225	\$50	5
<b>Cotton Wood</b>	<b>\$185</b>	<b>\$225</b>	<b>\$90</b>	<b>4</b>
Util*	\$216	\$225	\$198	3
Camprun	\$90	\$90	\$90	1
<b>Grand Total</b>	<b>\$307</b>	<b>\$900</b>	<b>\$50</b>	<b>107</b>

Publish date: Feb. 28,2009

\*Note: Utility price based on conversion factor of 9.0 tons/mbf

This information is provided for informational purposes only and no warranty is expressed or implied.  
 For questions please contact Dave Richards at 360-902-1365 or email at dave.richards@dnr.wa.gov



**Washington Dept. of Natural Resources**  
 Mill log prices - Domestically Processed

Price Period	February-09
Marketing Region	COLUMBIA

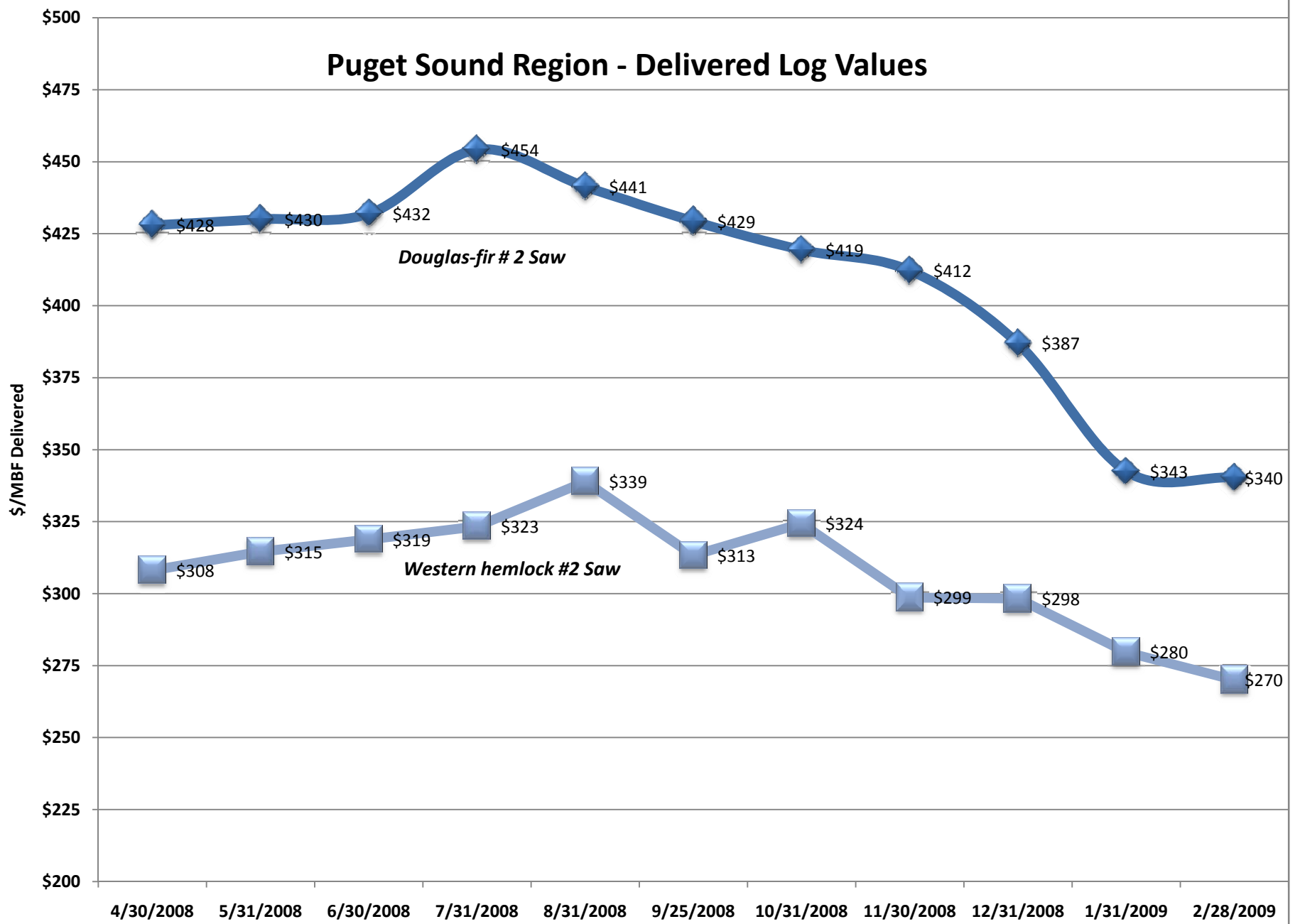
Species - Grade	\$/MBF			Number of Quotes
	Average	High	Low	
<b>Doug-Fir</b>	<b>\$309</b>	<b>\$500</b>	<b>\$198</b>	<b>19</b>
SM and Better	\$425	\$500	\$375	3
2 Saw	\$321	\$425	\$250	6
3 Saw	\$285	\$350	\$250	5
4 Saw/CNS	\$264	\$305	\$250	4
Util*	\$198	\$198	\$198	1
<b>White wood</b>	<b>\$226</b>	<b>\$275</b>	<b>\$185</b>	<b>16</b>
SM and Better	\$200	\$200	\$200	1
2 Saw	\$240	\$275	\$200	5
3 Saw	\$228	\$250	\$185	5
4 Saw/CNS	\$219	\$235	\$191	4
Util*	\$198	\$198	\$198	1
<b>Cedar</b>	<b>\$875</b>	<b>\$900</b>	<b>\$850</b>	<b>2</b>
Camprun	\$875	\$900	\$850	2
<b>Alder</b>	<b>\$425</b>	<b>\$450</b>	<b>\$400</b>	<b>3</b>
2 Saw	\$450	\$450	\$450	1
3 Saw	\$425	\$425	\$425	1
4 Saw	\$400	\$400	\$400	1
<b>Maple</b>	<b>\$325</b>	<b>\$350</b>	<b>\$300</b>	<b>3</b>
2 Saw	\$350	\$350	\$350	1
3 Saw	\$325	\$325	\$325	1
4 Saw	\$300	\$300	\$300	1
<b>Grand Total</b>	<b>\$314</b>	<b>\$900</b>	<b>\$185</b>	<b>43</b>

Publish date: Feb. 28,2009

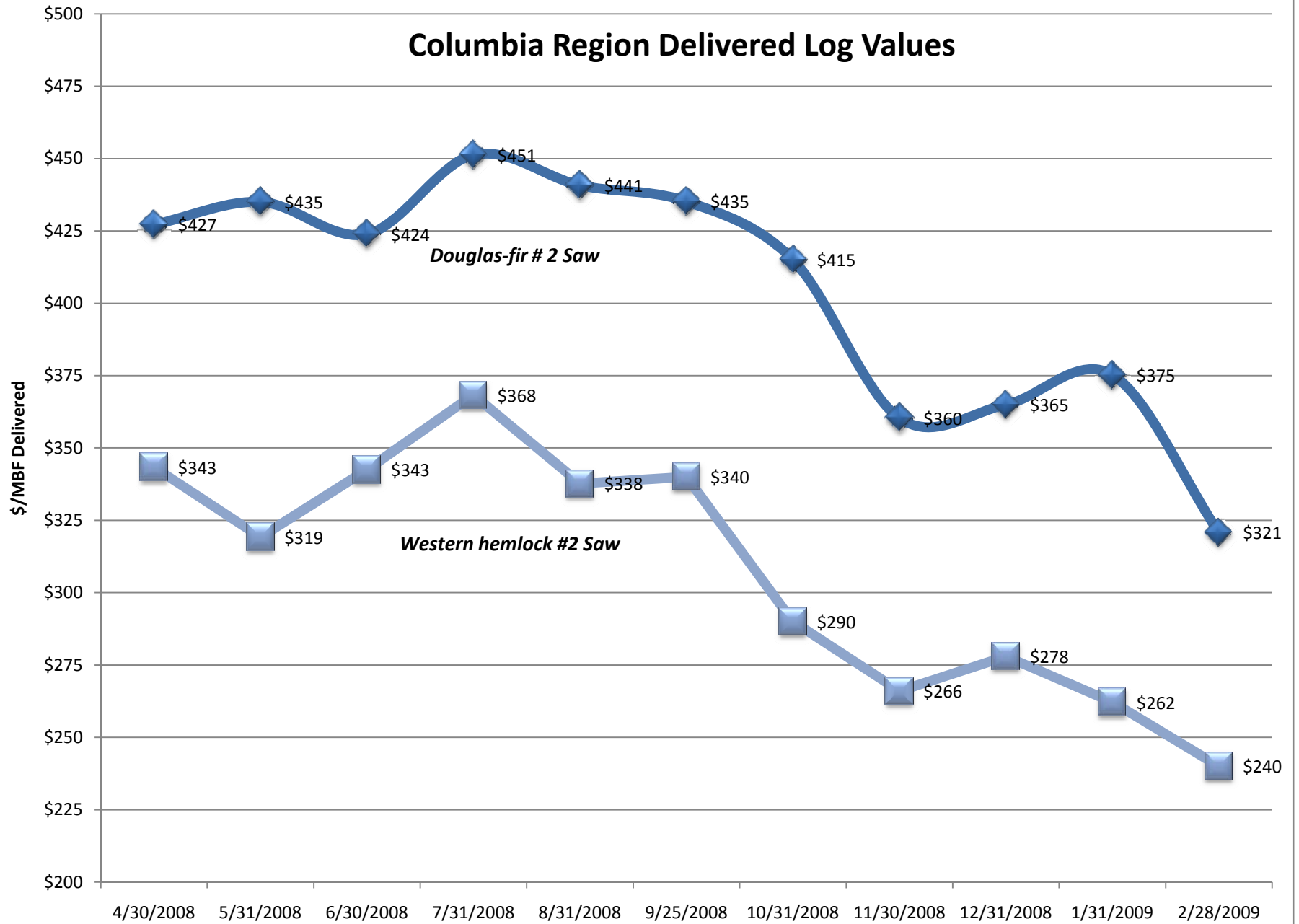
\*Note: Utility price based on conversion factor of 9.0 tons/mbf

This information is provided for informational purposes only and no warranty is expressed or implied.  
 For questions please contact Dave Richards at 360-902-1365 or email at dave.richards@dnr.wa.gov

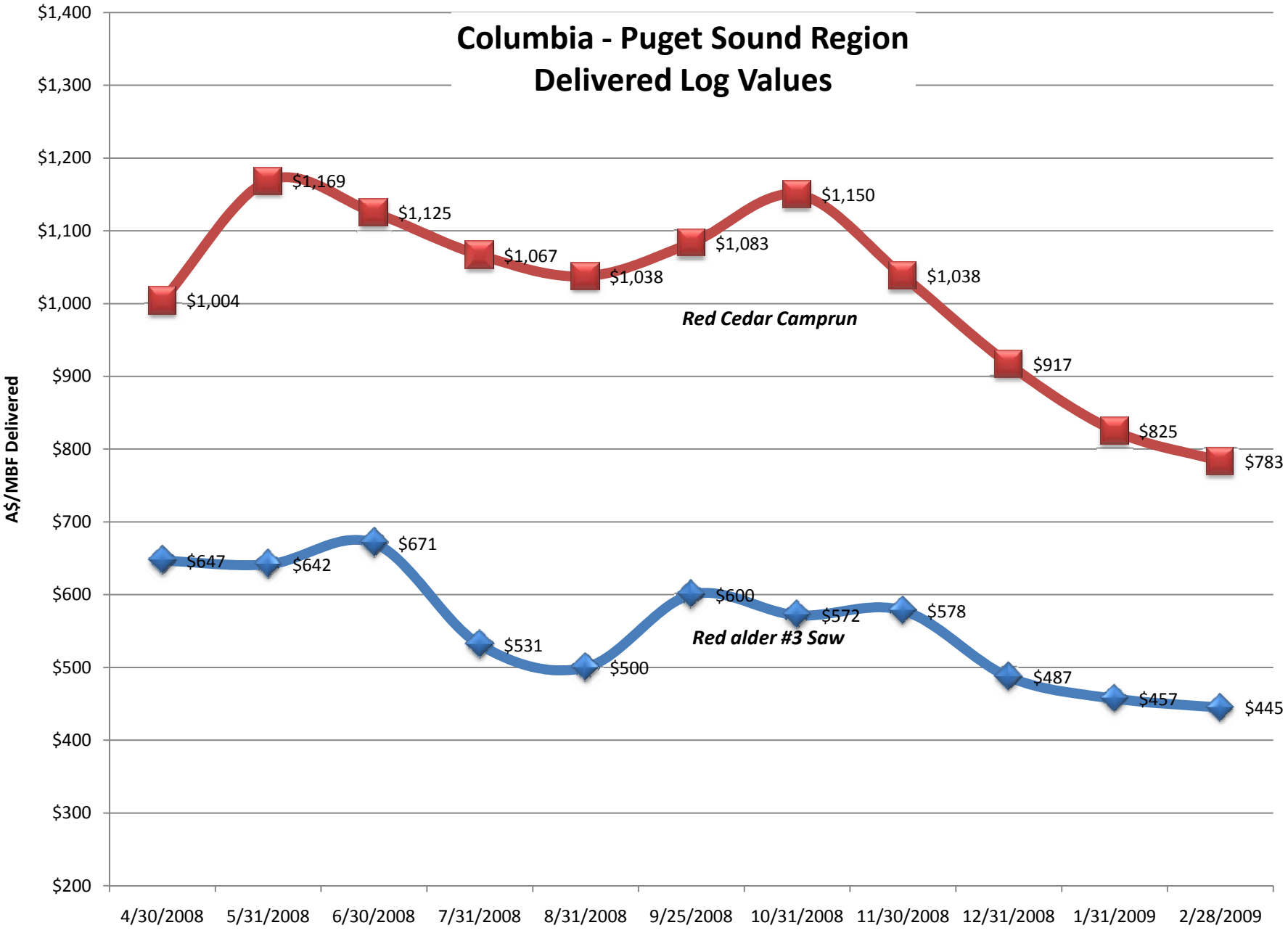
## Puget Sound Region - Delivered Log Values



## Columbia Region Delivered Log Values



# Columbia - Puget Sound Region Delivered Log Values



REGION 1 LOGLINES

<b>Log Price Pub. Date:</b>	<b>Region:</b>
Mill Survey Feb. 25, 2009	R1 AVG.
<b>For Aug and Sept 2009 sales</b>	

	<b>3P</b>	<b>SM</b>	<b>1S</b>	<b>2S</b>	<b>3S</b>	<b>4S</b>	<b>UT</b>
Doug-fir	\$417	\$417		\$340	\$321	\$300	\$125
Hemlock		\$270		\$270	\$229	\$215	\$125
Silver/grand fir		\$270		\$270	\$229	\$215	\$125
Noble fir		\$270		\$270	\$229	\$215	\$125
Spruce		\$178		\$178	\$187	\$218	\$125
Cedar				\$738	\$738	\$738	
Lodgepole		\$270		\$270	\$229	\$215	\$125
White pine		\$270		\$270	\$229	\$215	\$125
Maple			\$317	\$317	\$294	\$235	\$139
Alder			\$520	\$520	\$447	\$414	\$160
Cottonwood	\$90		\$90	\$90		\$90	\$149

**LOGLINES PRICE GROUPS**

Douglas-fir/Domestic
Whitewoods/Domestic
Red Cedar
Red Alder
Maple
Unpublished

REGION 3 LOGLINES

<b>Log Price Pub. Date:</b>	<b>Region</b>
Mill Survey Feb. 25, 2009	R3 AVG
<b>For Aug and Sept 2009 sales</b>	

	<b>3P</b>	<b>SM</b>	<b>1S</b>	<b>2S</b>	<b>3S</b>	<b>4S</b>	<b>UT</b>
<b>Doug-fir</b>	\$425	\$425		\$321	\$285	\$264	\$198
<b>Hemlock</b>		\$240		\$240	\$228	\$219	\$198
<b>Silver/grand fir</b>		\$240		\$240	\$228	\$219	\$198
<b>Noble fir</b>		\$240		\$240	\$228	\$219	\$198
<b>Spruce</b>		\$178		\$178	\$187	\$218	\$125
<b>Cedar</b>				\$875	\$875	\$875	
<b>Lodgepole</b>		\$240		\$240	\$228	\$219	\$198
<b>White pine</b>		\$240		\$240	\$228	\$219	\$198
<b>Maple</b>			\$317	\$317	\$294	\$235	\$139
<b>Alder</b>			\$520	\$520	\$449	\$414	\$160
<b>Cottonwood</b>	\$90		\$90	\$90		\$90	\$149

Used Puget price for Feb

Used Puget price for Feb

Used Puget price for Feb

Used Puget price for Feb

**LOGLINES PRICE GROUPS**

Douglas-fir/Domestic
Whitewoods/Domestic
Red Cedar
Red Alder
Maple
Unpublished

EASTSIDE

<b>Log Price Pub. Date:</b>	<b>Region:</b>
Mill Survey Feb. 25, 2009	Eastside
For Aug and Sept 2009 sales	

		<b>Camp Run</b>	<b>4"-5"</b>	<b>6"-10"</b>	<b>11"+</b>			<b>Hew %</b>
Doug-fir		\$263	\$295					72%
W. Larch		\$263	\$295					72%
Ponderosa pine		\$270		\$270	\$270			
Hemlock		\$208	\$295					70%
White fir		\$208	\$295					70%
Spruce		\$216	\$295					72%
Cedar		\$675						
Lodgepole		\$247	\$295					75%
White pine		\$204	\$295					

**MILL SURVEY PRICE GROUPS**

Douglas-fir Larch/Domestic
Whitewoods/Domestic
Red Cedar
Ponderosa Pine
Engelmann Spruce
Lodgepole
White pine

Washington Dept. of Natural Resources

Mill log prices - Domestically Processed

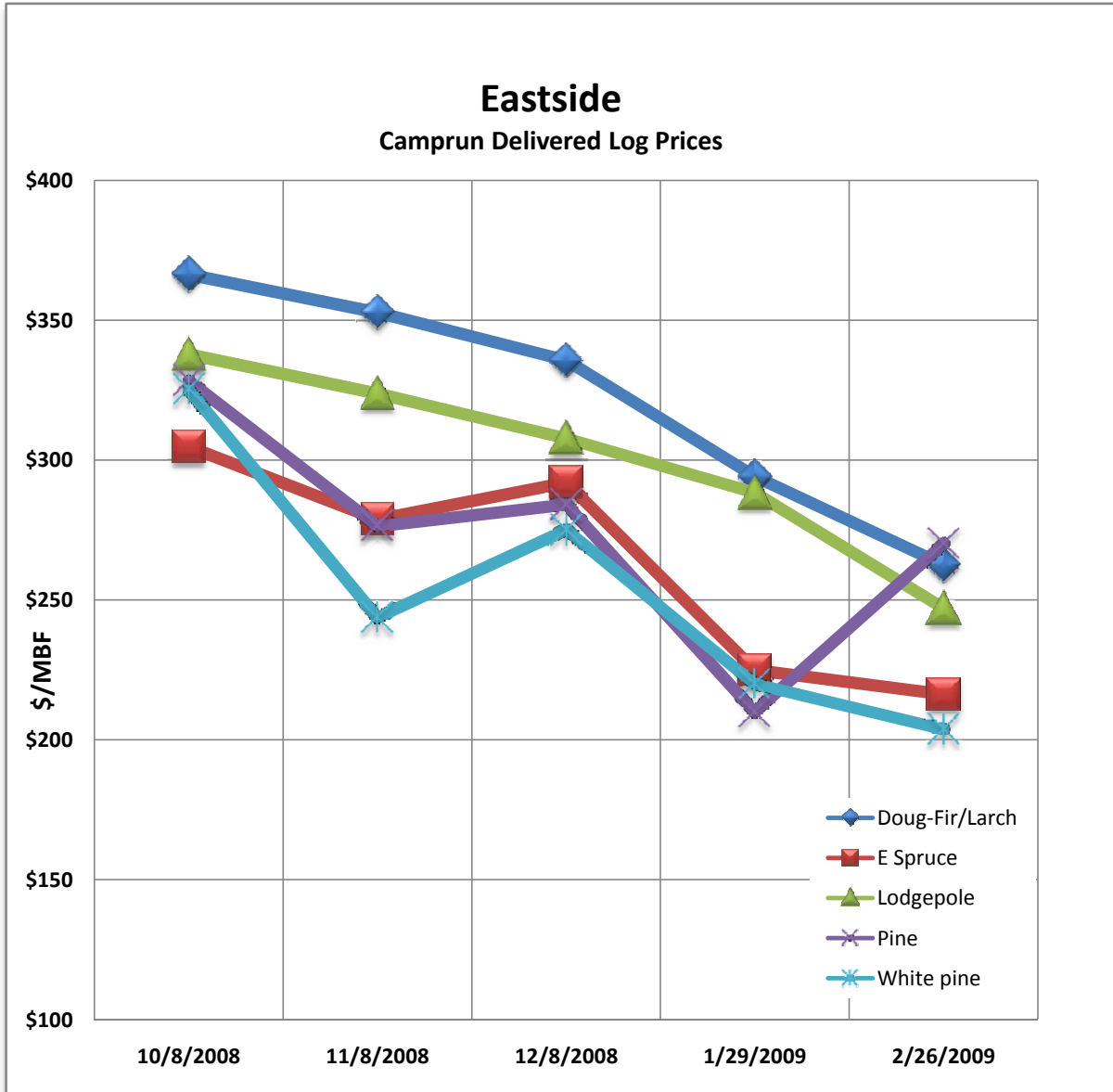
Price Period	February-09
Marketing Region	EASTSIDE

Species - Sort	\$/MBF			Number of Quotes
	Average	High	Low	
<b>Cedar</b>	<b>\$675</b>	<b>\$850</b>	<b>\$550</b>	<b>4</b>
Camprun	\$675	\$850	\$550	4
<b>Doug-Fir/Larch</b>	<b>\$273</b>	<b>\$325</b>	<b>\$200</b>	<b>6</b>
Camprun	\$263	\$325	\$200	4
CNS	\$295	\$302	\$288	2
<b>E Spruce</b>	<b>\$243</b>	<b>\$302</b>	<b>\$150</b>	<b>6</b>
Camprun	\$216	\$265	\$150	4
CNS	\$295	\$302	\$288	2
<b>Lodgepole</b>	<b>\$261</b>	<b>\$302</b>	<b>\$200</b>	<b>7</b>
Camprun	\$247	\$265	\$200	5
CNS	\$295	\$302	\$288	2
<b>Pine</b>	<b>\$270</b>	<b>\$270</b>	<b>\$270</b>	<b>2</b>
Small saw	\$270	\$270	\$270	1
Large saw	\$270	\$270	\$270	1
<b>White fir/hem</b>	<b>\$237</b>	<b>\$302</b>	<b>\$150</b>	<b>6</b>
Camprun	\$208	\$250	\$150	4
CNS	\$295	\$302	\$288	2
<b>White pine</b>	<b>\$234</b>	<b>\$302</b>	<b>\$150</b>	<b>6</b>
Camprun	\$204	\$265	\$150	4
CNS	\$295	\$302	\$288	2
<b>Grand Total</b>	<b>\$297</b>	<b>\$850</b>	<b>\$150</b>	<b>37</b>



Region Cd	EASTSIDE
Grade_Cd	(Multiple Items)

Average of Price/MBF	Column Labels						
Row Labels	Doug-Fir/Larch	E Spruce	Lodgepole	Pine	White pine	Grand Total	
October-08	366	305	338	328	325	334	
November-08	353	279	324	276	244	303	
December-08	336	292	308	284	275	300	
January-09	294	225	288	210	220	247	
February-09	263	216	247	270	204	237	
<b>Grand Total</b>	<b>334</b>	<b>270</b>	<b>309</b>	<b>286</b>	<b>252</b>	<b>295</b>	



Washington Dept. of Natural Resources  
Mill log prices - Domestically Processed

Price Period	March-09
Marketing Region	PUGET

Species - Grade	\$/MBF			Number of Quotes
	Average	High	Low	
<b>Doug-Fir</b>	<b>\$308</b>	<b>\$450</b>	<b>\$150</b>	<b>34</b>
SM and Better	\$383	\$450	\$350	3
2 Saw	\$331	\$400	\$150	14
3 Saw	\$296	\$330	\$250	9
4 Saw/CNS	\$263	\$300	\$209	6
Util*	\$230	\$243	\$216	2
<b>White wood</b>	<b>\$226</b>	<b>\$300</b>	<b>\$150</b>	<b>29</b>
SM and Better	\$233	\$300	\$180	3
2 Saw	\$244	\$290	\$180	9
3 Saw	\$213	\$275	\$150	8
4 Saw/CNS	\$214	\$265	\$160	6
Util*	\$228	\$243	\$216	3
<b>Spruce</b>	<b>\$200</b>	<b>\$250</b>	<b>\$125</b>	<b>13</b>
SM and Better	\$195	\$195	\$195	1
2 Saw	\$180	\$195	\$170	3
3 Saw	\$186	\$250	\$125	4
4 Saw/CNS	\$213	\$250	\$175	2
Util*	\$234	\$243	\$225	2
Camprun	\$225	\$225	\$225	1
<b>Cedar</b>	<b>\$607</b>	<b>\$800</b>	<b>\$243</b>	<b>6</b>
Util*	\$243	\$243	\$243	1
Camprun	\$680	\$800	\$500	5
<b>Alder</b>	<b>\$391</b>	<b>\$600</b>	<b>\$100</b>	<b>29</b>
2 Saw	\$513	\$600	\$425	7
3 Saw	\$441	\$540	\$300	4
4 Saw	\$398	\$495	\$300	12
Util*	\$204	\$252	\$100	6
<b>Maple</b>	<b>\$265</b>	<b>\$360</b>	<b>\$125</b>	<b>22</b>
2 Saw	\$306	\$360	\$250	6
3 Saw	\$267	\$300	\$200	3
4 Saw	\$262	\$360	\$125	9
Util*	\$212	\$225	\$198	4
<b>Cotton Wood</b>	<b>\$200</b>	<b>\$225</b>	<b>\$150</b>	<b>4</b>
Util*	\$216	\$225	\$198	3
Camprun	\$150	\$150	\$150	1
<b>Grand Total</b>	<b>\$301</b>	<b>\$800</b>	<b>\$100</b>	<b>137</b>

Publish date: Mar. 30,2009

\*Note: Utility price based on conversion factor of 9.0 tons/mbf

This information is provided for informational purposes only and no warranty is expressed or implied.

For questions please contact Dave Richards at 360-902-1365 or email at dave.richards@dnr.wa.gov

Washington Dept. of Natural Resources

Mill log prices - Domestically Processed

Price Period	March-09
Marketing Region	COLUMBIA

Species - Grade	\$/MBF			Number of Quotes
	Average	High	Low	
<b>Doug-Fir</b>	<b>\$284</b>	<b>\$325</b>	<b>\$250</b>	<b>9</b>
2 Saw	\$290	\$325	\$270	3
3 Saw	\$279	\$312	\$250	3
4 Saw/CNS	\$282	\$300	\$250	3
<b>White wood</b>	<b>\$239</b>	<b>\$285</b>	<b>\$174</b>	<b>9</b>
2 Saw	\$248	\$285	\$225	3
3 Saw	\$245	\$275	\$225	3
4 Saw/CNS	\$225	\$265	\$174	3
<b>Spruce</b>	<b>\$270</b>	<b>\$300</b>	<b>\$225</b>	<b>4</b>
2 Saw	\$300	\$300	\$300	1
3 Saw	\$295	\$295	\$295	1
4 Saw/CNS	\$260	\$260	\$260	1
Camprun	\$225	\$225	\$225	1
<b>Cedar</b>	<b>\$763</b>	<b>\$800</b>	<b>\$725</b>	<b>2</b>
Camprun	\$763	\$800	\$725	2
<b>Alder</b>	<b>\$420</b>	<b>\$500</b>	<b>\$350</b>	<b>7</b>
2 Saw	\$463	\$500	\$425	2
3 Saw	\$450	\$450	\$450	1
4 Saw	\$391	\$412	\$350	4
<b>Maple</b>	<b>\$291</b>	<b>\$350</b>	<b>\$100</b>	<b>7</b>
2 Saw	\$338	\$350	\$325	2
3 Saw	\$350	\$350	\$350	1
4 Saw	\$253	\$312	\$100	4
<b>Grand Total</b>	<b>\$323</b>	<b>\$800</b>	<b>\$100</b>	<b>38</b>

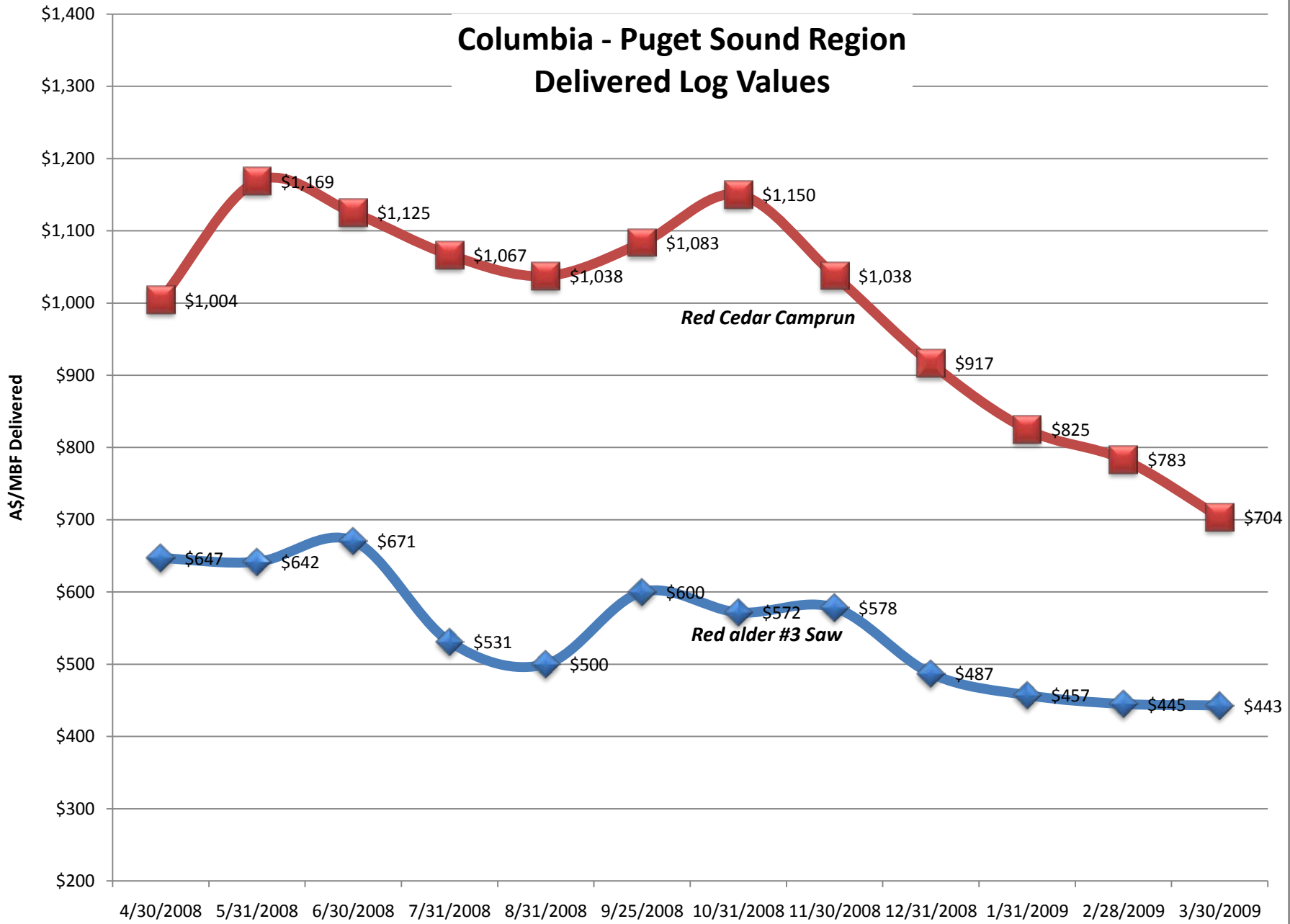
Publish date: Mar. 30,2009

\*Note: Utility price based on conversion factor of 9.0 tons/mbf

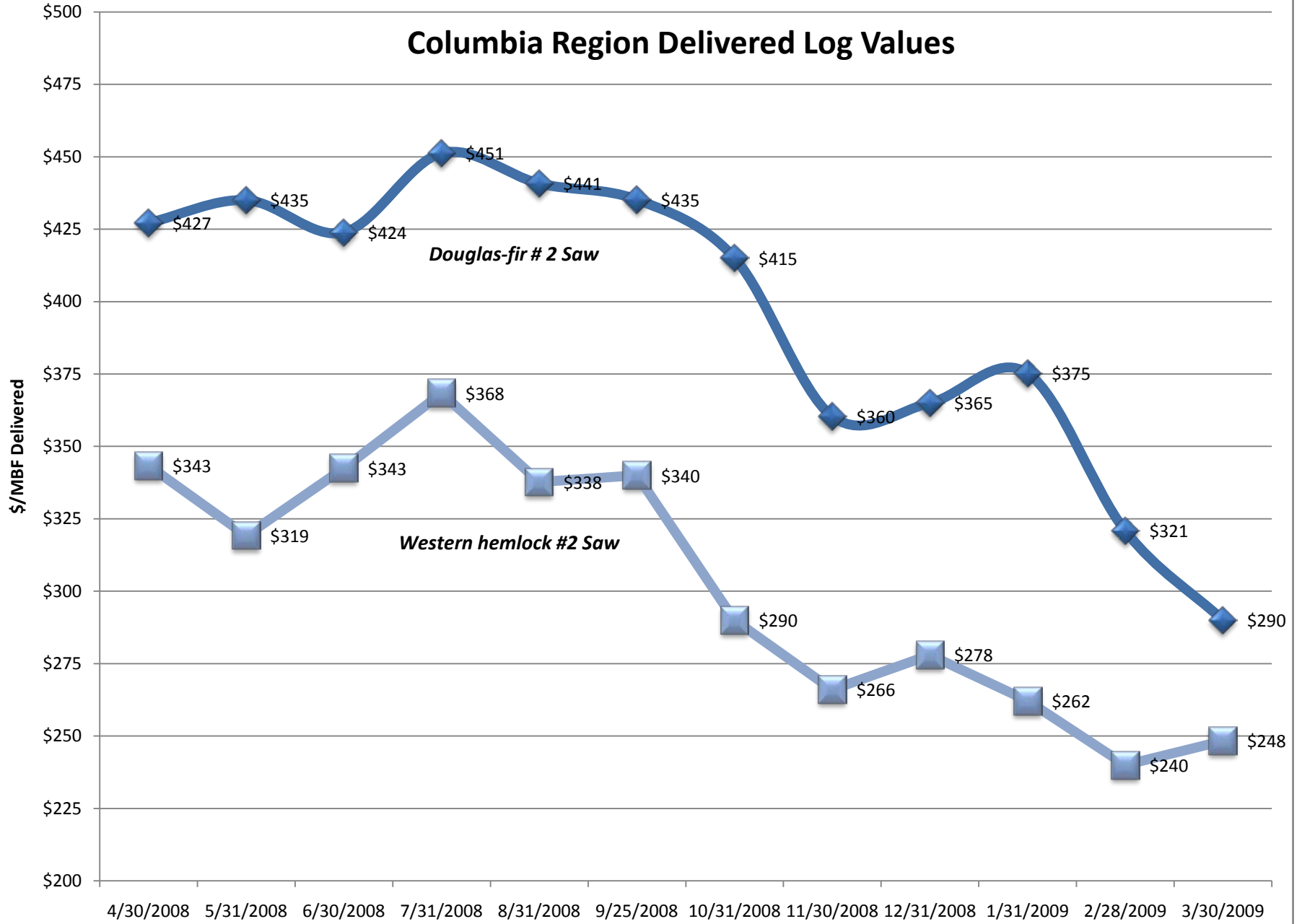
This information is provided for informational purposes only and no warranty is expressed or implied.

For questions please contact Dave Richards at 360-902-1365 or email at dave.richards@dnr.wa.gov

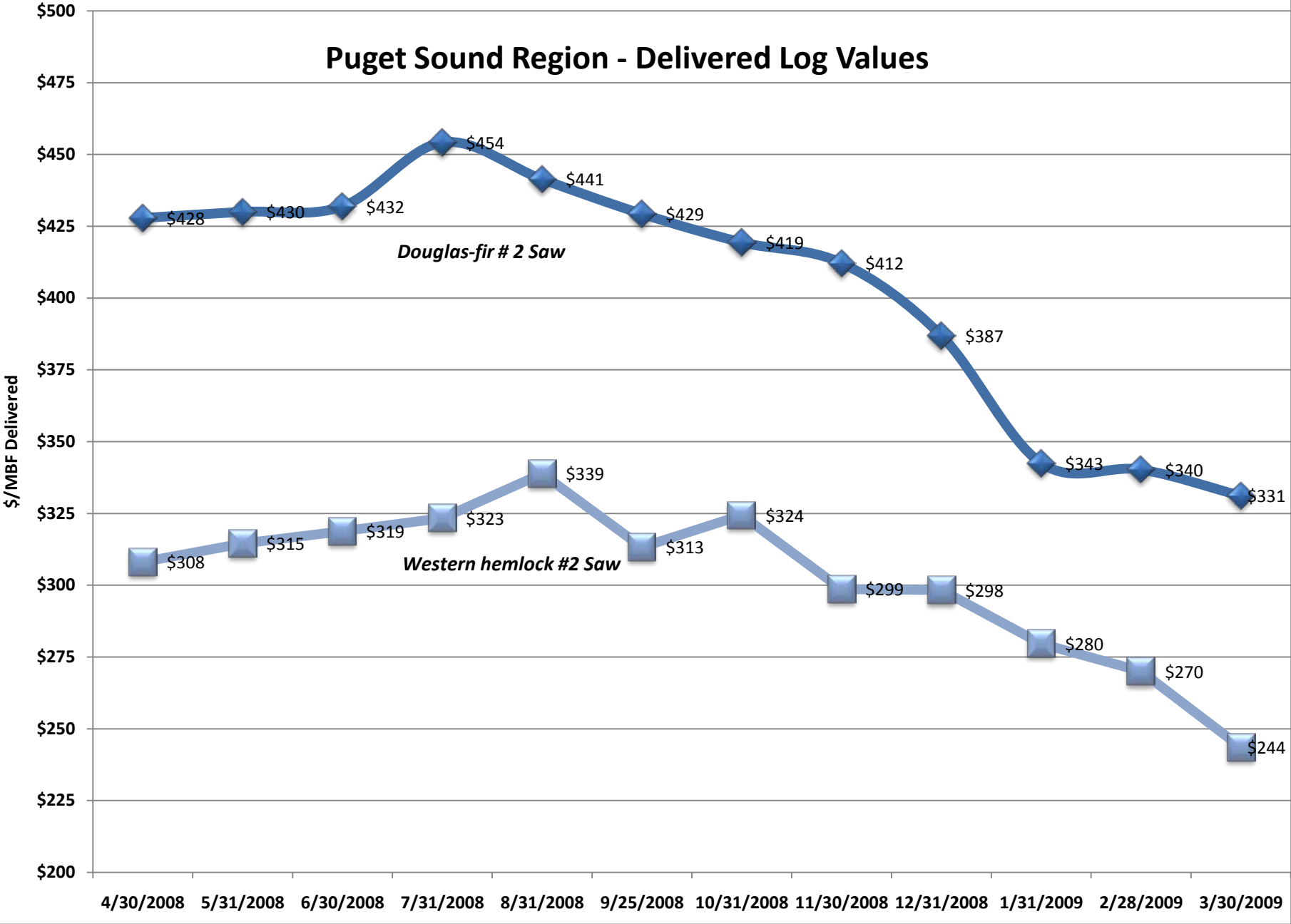
# Columbia - Puget Sound Region Delivered Log Values



# Columbia Region Delivered Log Values



# Puget Sound Region - Delivered Log Values



Washington Dept. of Natural Resources

Mill log prices - Domestically Processed

Price Period	March-09
Marketing Region	EASTSIDE

Species - Sort	\$/MBF			Number of Quotes
	Average	High	Low	
<b>Cedar</b>	<b>\$500</b>	<b>\$700</b>	<b>\$300</b>	<b>2</b>
Camprun	\$500	\$700	\$300	2
<b>Doug-Fir/Larch</b>	<b>\$242</b>	<b>\$310</b>	<b>\$144</b>	<b>15</b>
Camprun	\$268	\$310	\$200	9
Utility	\$196	\$221	\$170	2
CNS	\$209	\$250	\$144	4
<b>E Spruce</b>	<b>\$236</b>	<b>\$300</b>	<b>\$144</b>	<b>13</b>
Camprun	\$253	\$300	\$150	9
Utility	\$170	\$170	\$170	1
CNS	\$206	\$250	\$144	3
<b>Lodgepole</b>	<b>\$241</b>	<b>\$300</b>	<b>\$144</b>	<b>17</b>
Camprun	\$260	\$300	\$200	11
Utility	\$196	\$221	\$170	2
CNS	\$209	\$250	\$144	4
<b>Pine</b>	<b>\$196</b>	<b>\$290</b>	<b>\$100</b>	<b>11</b>
Small saw	\$203	\$250	\$150	8
Large saw	\$180	\$290	\$100	3
<b>White fir/hem</b>	<b>\$224</b>	<b>\$300</b>	<b>\$100</b>	<b>18</b>
Camprun	\$231	\$300	\$100	13
Utility	\$170	\$170	\$170	1
CNS	\$217	\$250	\$144	4
<b>White pine</b>	<b>\$225</b>	<b>\$250</b>	<b>\$200</b>	<b>2</b>
Camprun	\$225	\$250	\$200	2
<b>Grand Total</b>	<b>\$236</b>	<b>\$700</b>	<b>\$100</b>	<b>78</b>

Publish date: Mar30,2009

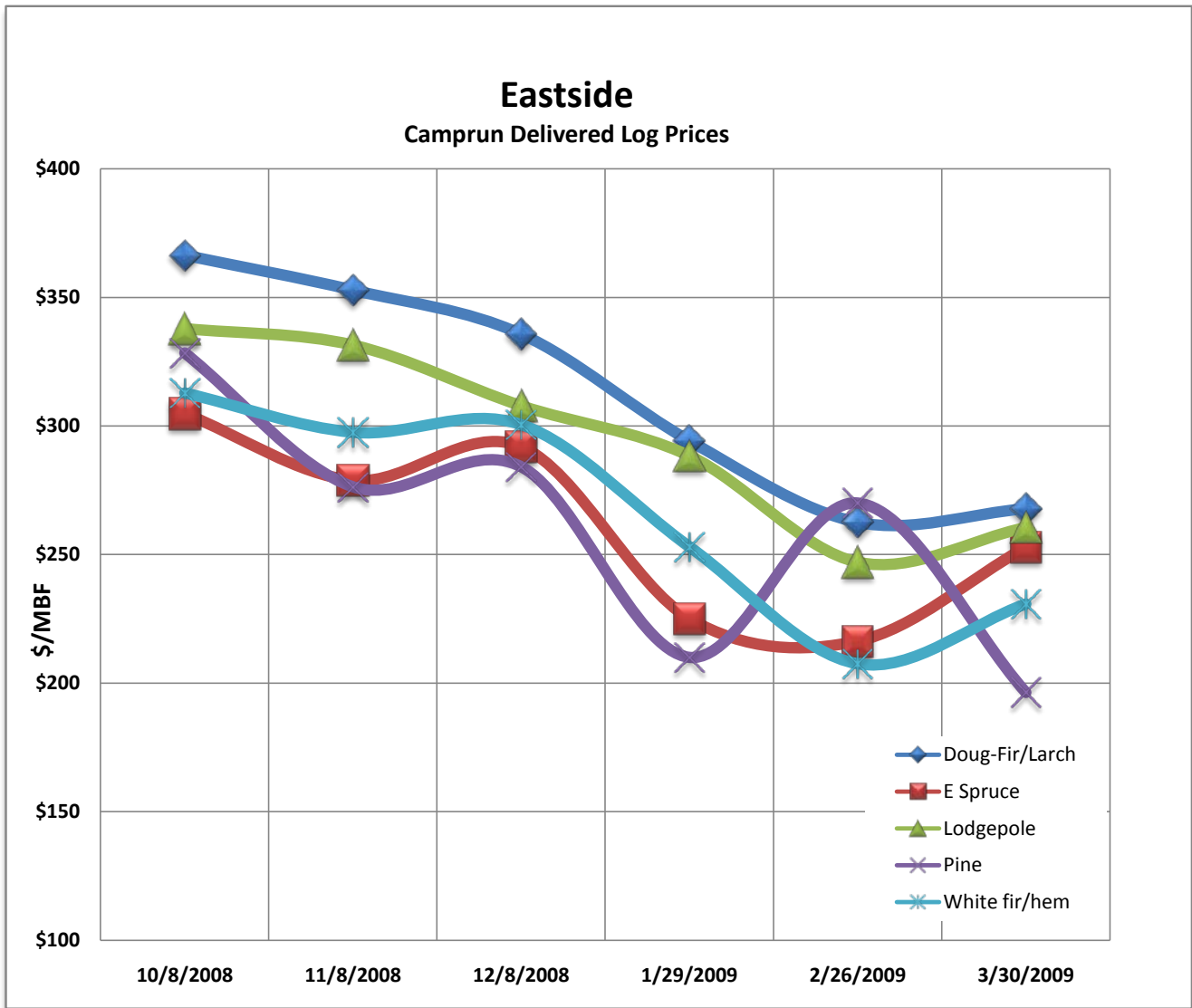
Note: Utility/pulp conversion factor used 8.5 Tons/mbf

This information is provided for informational purposes only and no warranty is expressed or implied.

For questions please contact Dave Richards at 360-902-1365 or email [dave.richards@dnr.wa.gov](mailto:dave.richards@dnr.wa.gov).

Region Cd EASTSIDE  
 Grade\_Cd (Multiple Items)

Average of Price/MBF	Column Labels						
Row Labels	Doug-Fir/Larch	E Spruce	Lodgepole	Pine	White fir/hem	Grand Total	
October-08	366	305	338	328	313	330	
November-08	353	279	331	276	298	307	
December-08	336	292	308	284	301	303	
January-09	294	225	288	210	253	253	
February-09	263	216	247	270	208	238	
March-09	268	253	260	196	231	240	
<b>Grand Total</b>	<b>322</b>	<b>266</b>	<b>300</b>	<b>271</b>	<b>276</b>	<b>286</b>	





Washington Dept. of Natural Resources  
Mill log prices - Domestically Processed

Price Period	April-09
Marketing Region	PUGET

Species - Grade	\$/MBF			Number of Quotes
	Average	High	Low	
<b>Doug-Fir</b>	<b>\$290</b>	<b>\$425</b>	<b>\$150</b>	<b>30</b>
SM and Better	\$350	\$425	\$275	3
2 Saw	\$300	\$355	\$150	9
3 Saw	\$286	\$325	\$235	10
4 Saw/CNS	\$262	\$289	\$218	7
Util*	\$270	\$270	\$270	1
<b>White wood</b>	<b>\$223</b>	<b>\$280</b>	<b>\$150</b>	<b>28</b>
SM and Better	\$247	\$280	\$210	3
2 Saw	\$230	\$280	\$185	8
3 Saw	\$214	\$250	\$150	9
4 Saw/CNS	\$208	\$235	\$174	7
Util*	\$270	\$270	\$270	1
<b>Spruce</b>	<b>\$196</b>	<b>\$270</b>	<b>\$125</b>	<b>11</b>
SM and Better	\$230	\$230	\$230	1
2 Saw	\$180	\$200	\$170	3
3 Saw	\$178	\$235	\$125	4
4 Saw/CNS	\$205	\$235	\$174	2
Util*	\$270	\$270	\$270	1
<b>Cedar</b>	<b>\$633</b>	<b>\$750</b>	<b>\$500</b>	<b>4</b>
Camprun	\$633	\$750	\$500	4
<b>Alder</b>	<b>\$413</b>	<b>\$550</b>	<b>\$120</b>	<b>14</b>
2 Saw	\$523	\$550	\$450	4
3 Saw	\$490	\$500	\$480	2
4 Saw	\$427	\$550	\$300	5
Util*	\$190	\$225	\$120	3
<b>Maple</b>	<b>\$236</b>	<b>\$300</b>	<b>\$150</b>	<b>9</b>
2 Saw	\$275	\$300	\$250	2
3 Saw	\$250	\$300	\$200	2
4 Saw	\$217	\$300	\$150	3
Util*	\$212	\$225	\$198	2
<b>Cotton Wood</b>	<b>\$173</b>	<b>\$225</b>	<b>\$90</b>	<b>4</b>
Util*	\$225	\$225	\$225	2
Camprun	\$120	\$150	\$90	2
<b>Grand Total</b>	<b>\$282</b>	<b>\$750</b>	<b>\$90</b>	<b>100</b>

Publish date: Apr 30,2009

\*Note: Utility price based on conversion factor of 9.0 tons/mbf

This information is provided for informational purposes only and no warranty is expressed or implied.

For questions please contact Dave Richards at 360-902-1365 or email at dave.richards@dnr.wa.gov

Washington Dept. of Natural Resources

Mill log prices - Domestically Processed

Price Period	April-09
Marketing Region	COLUMBIA

Species - Grade	\$/MBF			Number of Quotes
	Average	High	Low	
<b>Doug-Fir</b>	<b>\$268</b>	<b>\$435</b>	<b>\$205</b>	<b>15</b>
SM and Better	\$435	\$435	\$435	1
2 Saw	\$261	\$300	\$225	4
3 Saw	\$250	\$275	\$205	6
4 Saw/CNS	\$260	\$289	\$250	4
<b>White wood</b>	<b>\$215</b>	<b>\$247</b>	<b>\$150</b>	<b>12</b>
2 Saw	\$222	\$235	\$195	3
3 Saw	\$220	\$247	\$175	5
4 Saw/CNS	\$205	\$235	\$150	4
<b>Spruce</b>	<b>\$271</b>	<b>\$290</b>	<b>\$247</b>	<b>7</b>
2 Saw	\$290	\$290	\$290	2
3 Saw	\$272	\$285	\$247	3
4 Saw/CNS	\$250	\$250	\$250	2
<b>Cedar</b>	<b>\$650</b>	<b>\$650</b>	<b>\$650</b>	<b>1</b>
Camprun	\$650	\$650	\$650	1
<b>Grand Total</b>	<b>\$262</b>	<b>\$650</b>	<b>\$150</b>	<b>35</b>

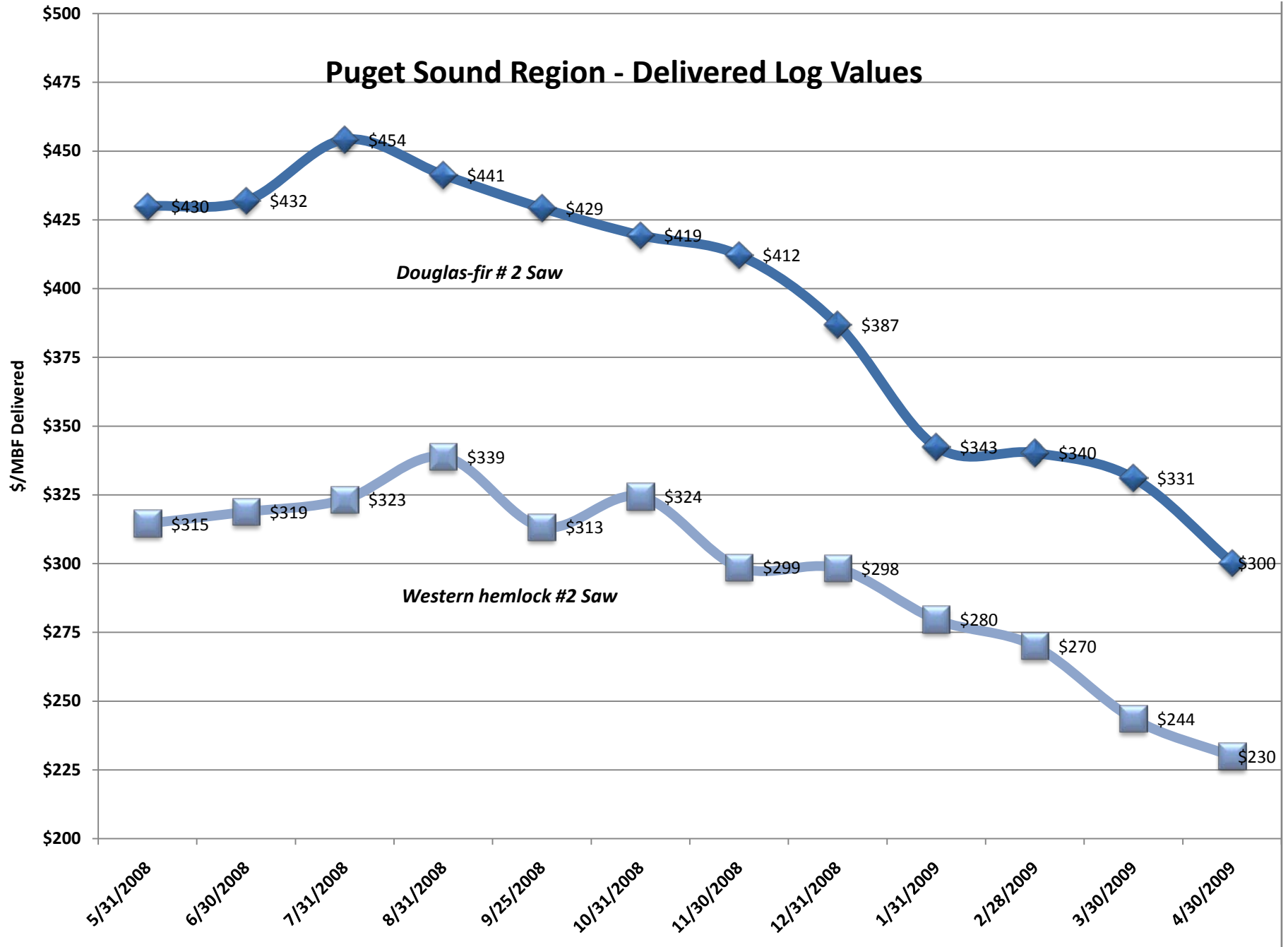
Publish date: Apr. 30,2009

\*Note: Utility price based on conversion factor of 9.0 tons/mbf

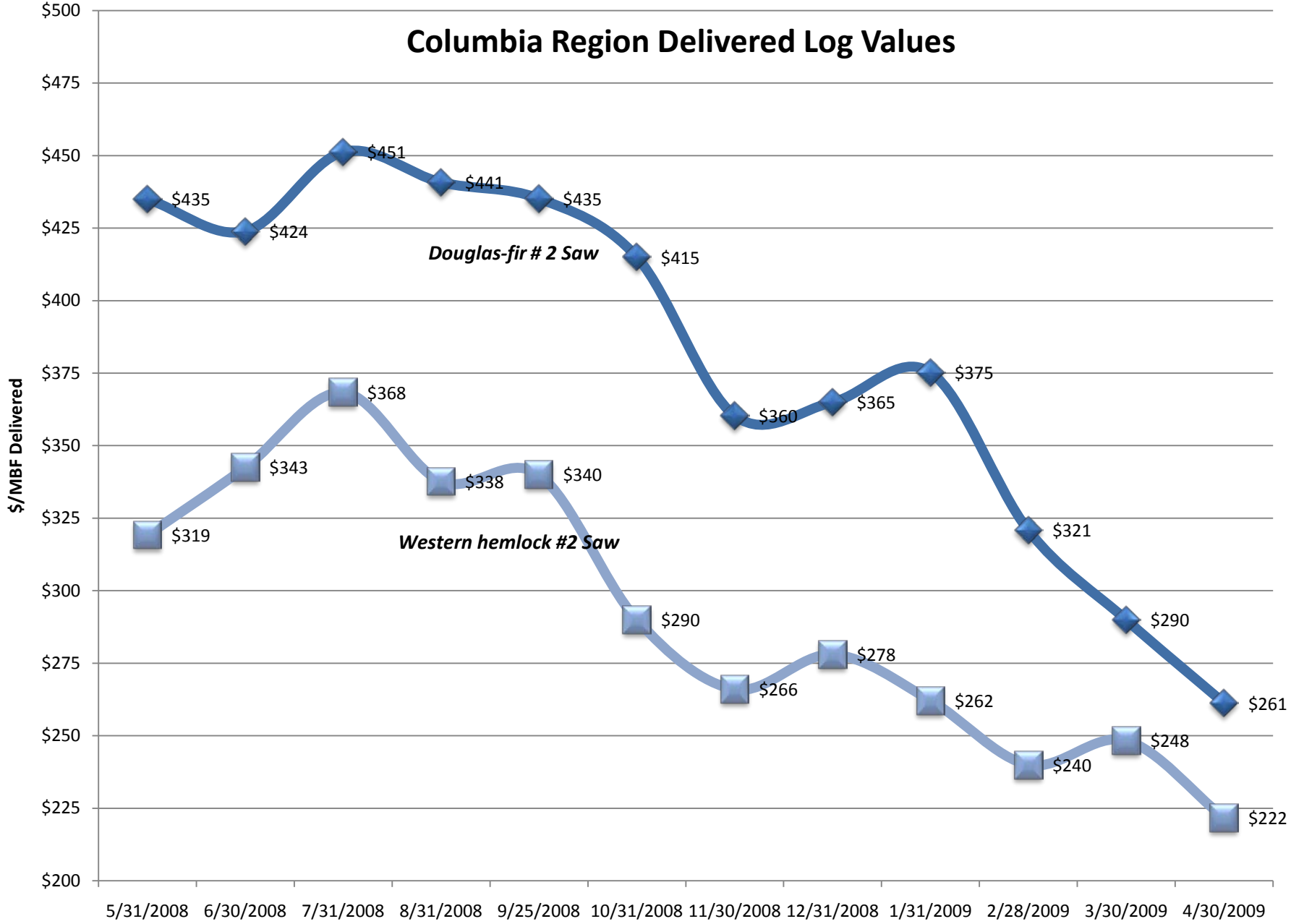
This information is provided for informational purposes only and no warranty is expressed or implied.

For questions please contact Dave Richards at 360-902-1365 or email at dave.richards@dnr.wa.gov

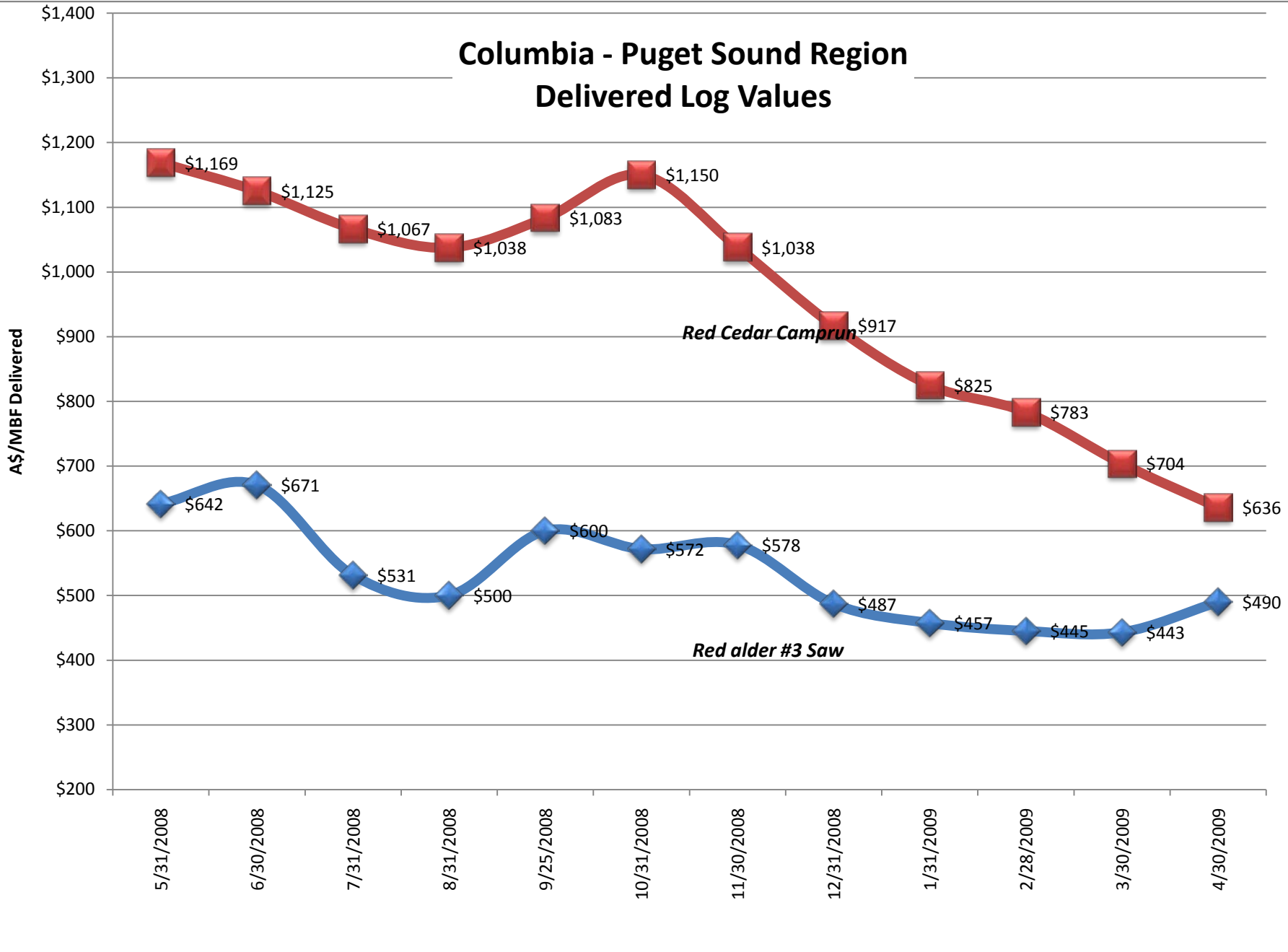
# Puget Sound Region - Delivered Log Values



# Columbia Region Delivered Log Values



# Columbia - Puget Sound Region Delivered Log Values



Washington Dept. of Natural Resources  
Mill log prices - Domestically Processed

Price Period	May-09
Marketing Region	PUGET

Species - Grade	\$/MBF			Number of Quotes
	Average	High	Low	
<b>Doug-Fir</b>	<b>\$289</b>	<b>\$400</b>	<b>\$150</b>	<b>34</b>
SM and Better	\$333	\$346	\$320	2
2 Saw	\$306	\$400	\$150	12
3 Saw	\$281	\$325	\$235	10
4 Saw/CNS	\$279	\$300	\$255	7
Util*	\$240	\$279	\$198	3
<b>White wood</b>	<b>\$228</b>	<b>\$279</b>	<b>\$140</b>	<b>33</b>
2 Saw	\$243	\$275	\$200	10
3 Saw	\$216	\$275	\$140	13
4 Saw/CNS	\$222	\$275	\$180	7
Util*	\$240	\$279	\$198	3
<b>Spruce</b>	<b>\$206</b>	<b>\$279</b>	<b>\$125</b>	<b>10</b>
2 Saw	\$188	\$200	\$170	3
3 Saw	\$193	\$250	\$125	4
4 Saw/CNS	\$223	\$250	\$195	2
Util*	\$279	\$279	\$279	1
<b>Cedar</b>	<b>\$600</b>	<b>\$600</b>	<b>\$600</b>	<b>1</b>
Camprun	\$600	\$600	\$600	1
<b>Alder</b>	<b>\$374</b>	<b>\$575</b>	<b>\$100</b>	<b>15</b>
2 Saw	\$492	\$575	\$450	3
3 Saw	\$463	\$525	\$400	2
4 Saw	\$373	\$463	\$300	7
Util*	\$200	\$270	\$100	3
<b>Maple</b>	<b>\$233</b>	<b>\$300</b>	<b>\$50</b>	<b>13</b>
2 Saw	\$283	\$300	\$250	3
3 Saw	\$267	\$300	\$200	3
4 Saw	\$220	\$300	\$150	5
Util*	\$140	\$230	\$50	2
<b>Cotton Wood</b>	<b>\$158</b>	<b>\$225</b>	<b>\$90</b>	<b>2</b>
Util*	\$225	\$225	\$225	1
Camprun	\$90	\$90	\$90	1
<b>Grand Total</b>	<b>\$268</b>	<b>\$600</b>	<b>\$50</b>	<b>108</b>

Publish date: May29,2009

\*Note: Utility price based on conversion factor of 9.0 tons/mbf

This information is provided for informational purposes only and no warranty is expressed or implied.  
For questions please contact Dave Richards at 360-902-1365 or email at dave.richards@dnr.wa.gov

Washington Dept. of Natural Resources

Mill log prices - Domestically Processed

Price Period	May-09
Marketing Region	COLUMBIA

Species - Grade	\$/MBF			Number of Quotes
	Average	High	Low	
<b>Doug-Fir</b>	<b>\$308</b>	<b>\$475</b>	<b>\$225</b>	<b>19</b>
SM and Better	\$422	\$475	\$366	3
2 Saw	\$291	\$311	\$275	5
3 Saw	\$291	\$311	\$275	5
4 Saw/CNS	\$290	\$305	\$275	5
Util*	\$225	\$225	\$225	1
<b>White wood</b>	<b>\$239</b>	<b>\$275</b>	<b>\$218</b>	<b>14</b>
2 Saw	\$243	\$275	\$225	4
3 Saw	\$243	\$275	\$225	4
4 Saw/CNS	\$238	\$275	\$218	5
Util*	\$225	\$225	\$225	1
<b>Spruce</b>	<b>\$275</b>	<b>\$290</b>	<b>\$250</b>	<b>6</b>
2 Saw	\$290	\$290	\$290	2
3 Saw	\$285	\$285	\$285	2
4 Saw/CNS	\$250	\$250	\$250	2
<b>Cedar</b>	<b>\$750</b>	<b>\$750</b>	<b>\$750</b>	<b>1</b>
Camprun	\$750	\$750	\$750	1
<b>Alder</b>	<b>\$352</b>	<b>\$525</b>	<b>\$32</b>	<b>6</b>
2 Saw	\$525	\$525	\$525	1
3 Saw	\$475	\$475	\$475	1
4 Saw	\$388	\$425	\$350	2
Util*	\$169	\$306	\$32	2
<b>Maple</b>	<b>\$247</b>	<b>\$350</b>	<b>\$32</b>	<b>6</b>
2 Saw	\$350	\$350	\$350	1
3 Saw	\$350	\$350	\$350	1
4 Saw	\$225	\$300	\$150	2
Util*	\$165	\$297	\$32	2
<b>Cotton Wood</b>	<b>\$279</b>	<b>\$279</b>	<b>\$279</b>	<b>1</b>
Util*	\$279	\$279	\$279	1
<b>Grand Total</b>	<b>\$292</b>	<b>\$750</b>	<b>\$32</b>	<b>53</b>

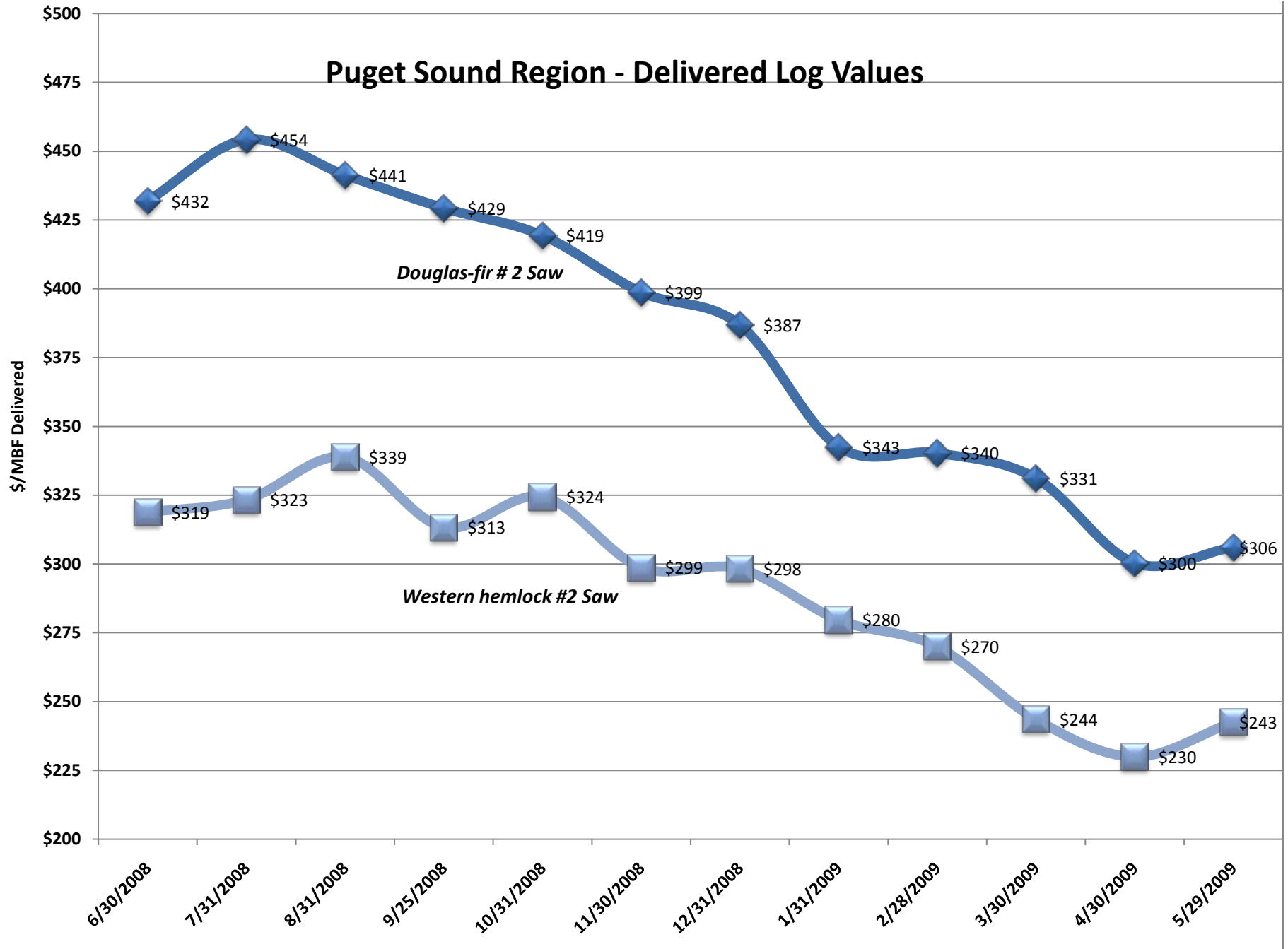
Publish date: May29,2009

\*Note: Utility price based on conversion factor of 9.0 tons/mbf

This information is provided for informational purposes only and no warranty is expressed or implied.

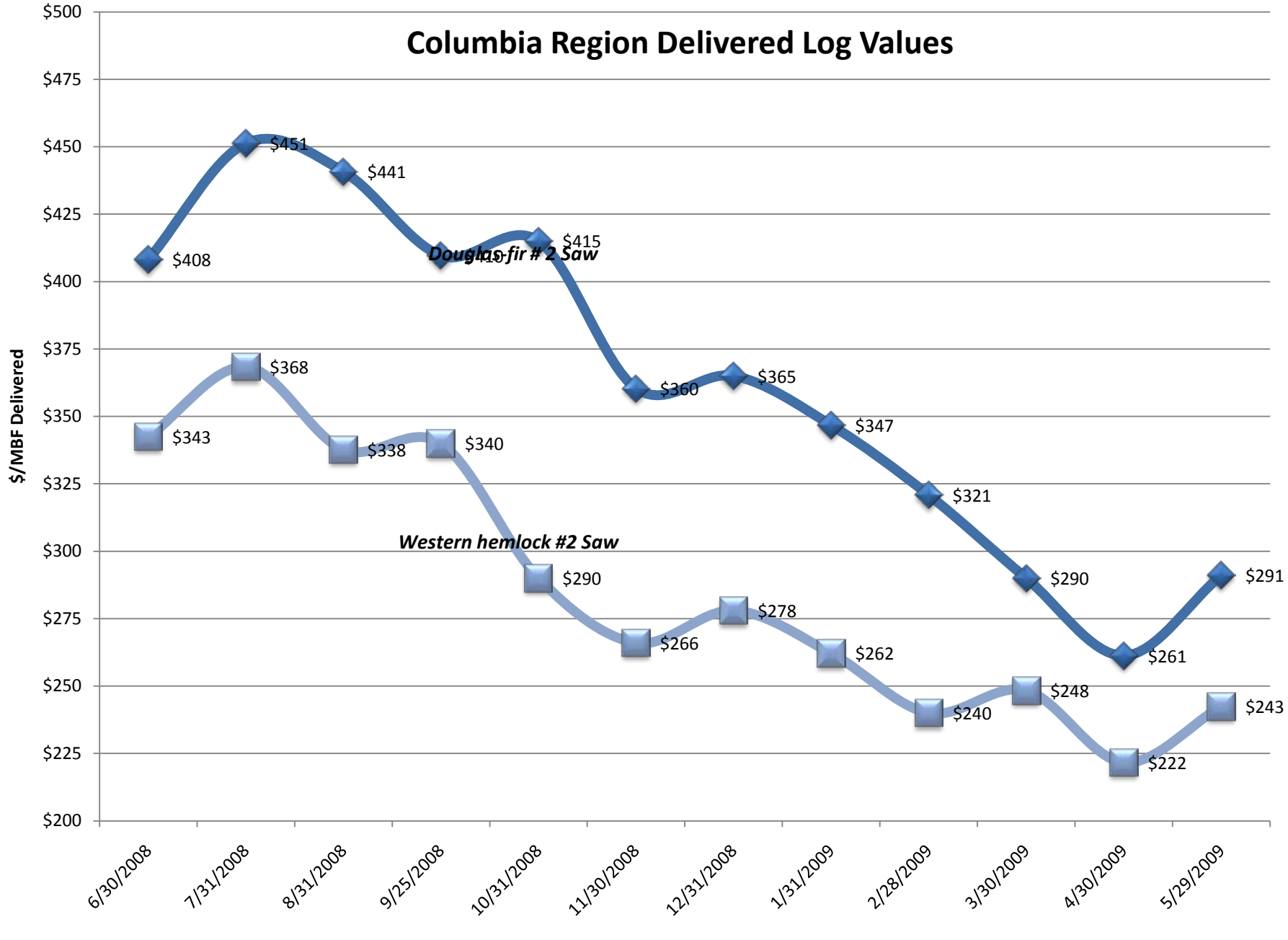
For questions please contact Dave Richards at 360-902-1365 or email at dave.richards@dnr.wa.gov

## Puget Sound Region - Delivered Log Values

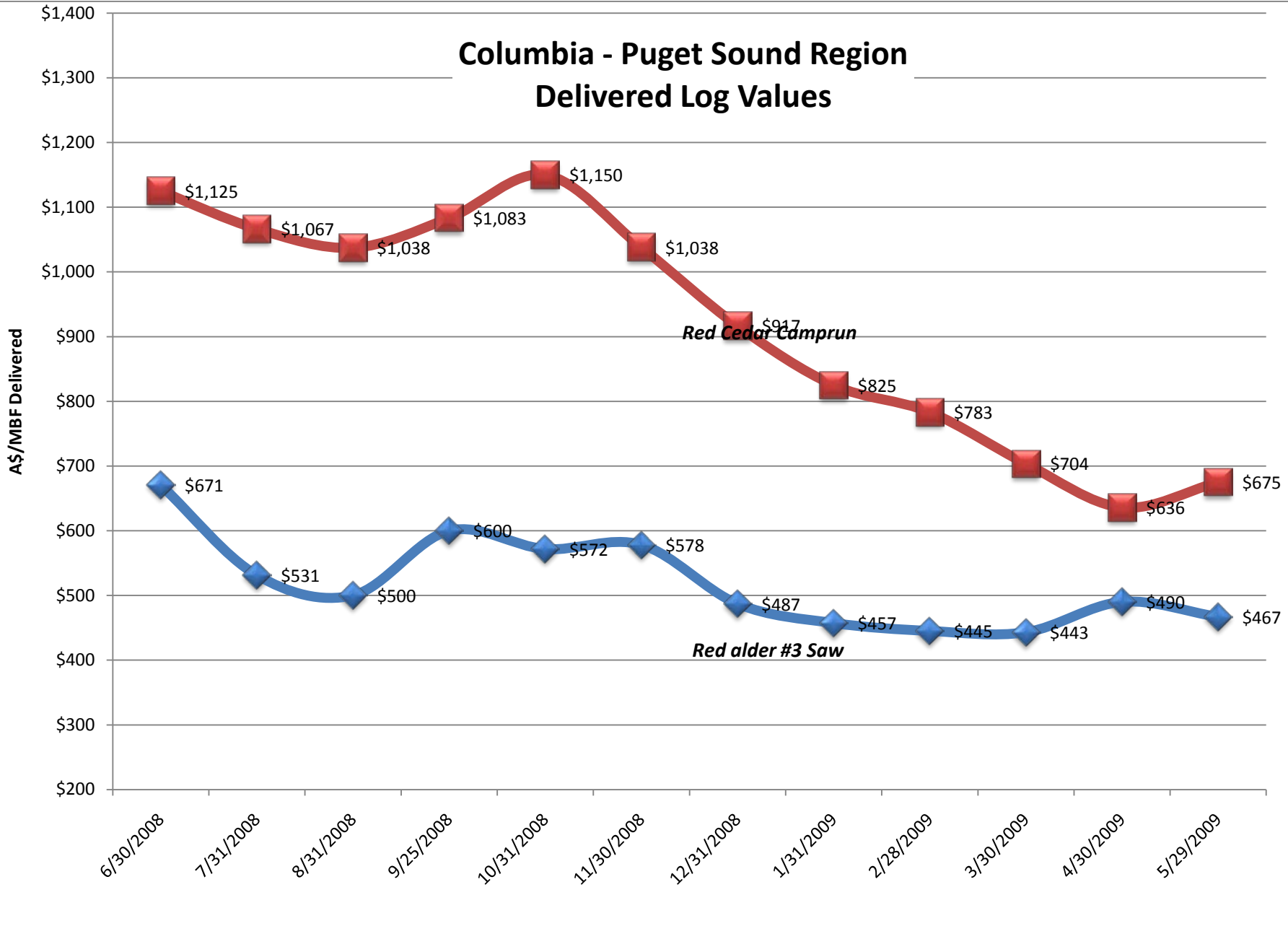




# Columbia Region Delivered Log Values



# Columbia - Puget Sound Region Delivered Log Values



Washington Dept. of Natural Resources

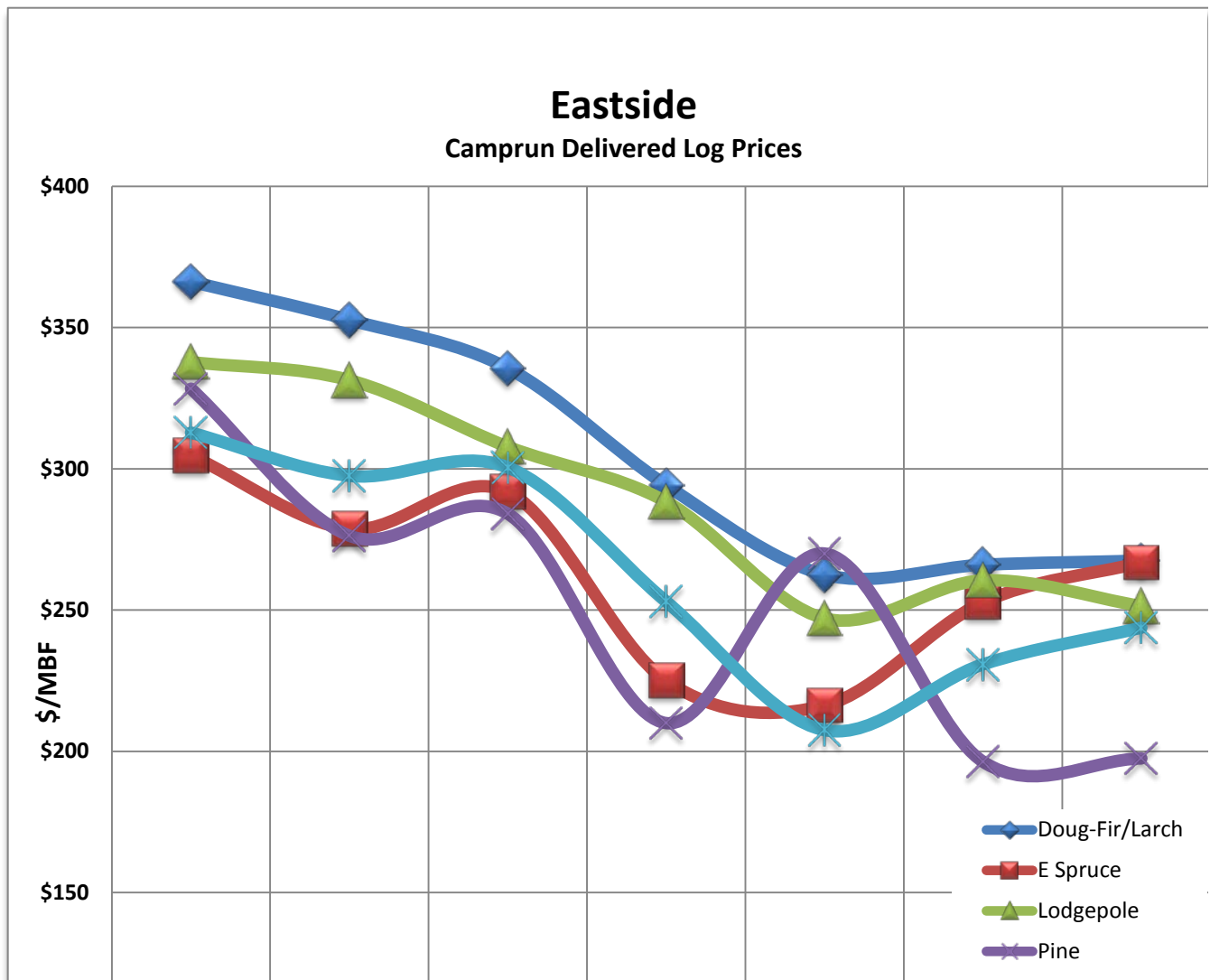
Mill log prices - Domestically Processed

Price Period	May-09
Marketing Region	EASTSIDE

Species - Sort	\$/MBF			Number of Quotes
	Average	High	Low	
<b>Doug-Fir/Larch</b>	<b>\$253</b>	<b>\$300</b>	<b>\$170</b>	<b>15</b>
Camprun	\$267	\$300	\$210	9
CNS	\$245	\$288	\$216	4
Utility	\$204	\$238	\$170	2
<b>White fir/hem</b>	<b>\$242</b>	<b>\$300</b>	<b>\$150</b>	<b>17</b>
Camprun	\$244	\$300	\$150	12
CNS	\$253	\$288	\$225	4
Utility	\$170	\$170	\$170	1
<b>Cedar</b>	<b>\$388</b>	<b>\$600</b>	<b>\$300</b>	<b>4</b>
Camprun	\$388	\$600	\$300	4
<b>Lodgepole</b>	<b>\$247</b>	<b>\$300</b>	<b>\$150</b>	<b>15</b>
Camprun	\$251	\$300	\$150	11
CNS	\$254	\$288	\$225	3
Utility	\$170	\$170	\$170	1
<b>White pine</b>	<b>\$230</b>	<b>\$288</b>	<b>\$170</b>	<b>5</b>
Camprun	\$230	\$250	\$200	3
CNS	\$288	\$288	\$288	1
Utility	\$170	\$170	\$170	1
<b>Pine</b>	<b>\$198</b>	<b>\$310</b>	<b>\$150</b>	<b>8</b>
Small saw	\$187	\$225	\$150	6
Large saw	\$230	\$310	\$150	2
<b>E Spruce</b>	<b>\$256</b>	<b>\$300</b>	<b>\$170</b>	<b>12</b>
Camprun	\$267	\$300	\$200	8
CNS	\$254	\$288	\$225	3
Utility	\$170	\$170	\$170	1
<b>Grand Total</b>	<b>\$249</b>	<b>\$600</b>	<b>\$150</b>	<b>76</b>

Region Cd	EASTSIDE
Grade_Cd	(Multiple Items)

Average of Price/MBF	Column Labels						
Row Labels	Doug-Fir/Larch	E Spruce	Lodgepole	Pine	White fir/hem	Grand Total	
October-08	366	305	338	328	313	330	
November-08	353	279	331	276	298	307	
December-08	336	292	308	284	301	303	
January-09	294	225	288	210	253	253	
February-09	263	216	247	270	208	238	
March-09	266	253	260	196	231	240	
May-09	267	267	251	198	244	246	
<b>Grand Total</b>	<b>312</b>	<b>266</b>	<b>291</b>	<b>263</b>	<b>271</b>	<b>280</b>	



Washington Dept. of Natural Resources  
Mill log prices - Domestically Processed

Price Period June-09  
Marketing Region PUGET

Species - Grade	\$/MBF			Number of Quotes
	Average	High	Low	
<b>Doug-Fir</b>	<b>\$304</b>	<b>\$400</b>	<b>\$150</b>	<b>22</b>
SM and Better	\$375	\$400	\$350	2
2 Saw	\$329	\$380	\$300	9
3 Saw	\$296	\$330	\$240	6
4 Saw/CNS	\$233	\$295	\$150	4
Util*	\$270	\$270	\$270	1
<b>White wood</b>	<b>\$223</b>	<b>\$285</b>	<b>\$100</b>	<b>22</b>
SM and Better	\$250	\$250	\$250	1
2 Saw	\$233	\$275	\$200	9
3 Saw	\$221	\$285	\$140	6
4 Saw/CNS	\$194	\$285	\$100	5
Util*	\$270	\$270	\$270	1
<b>Spruce</b>	<b>\$176</b>	<b>\$275</b>	<b>\$100</b>	<b>9</b>
2 Saw	\$147	\$170	\$100	3
3 Saw	\$150	\$275	\$100	4
4 Saw/CNS	\$275	\$275	\$275	1
Util*	\$270	\$270	\$270	1
<b>Cedar</b>	<b>\$563</b>	<b>\$625</b>	<b>\$500</b>	<b>2</b>
Camprun	\$563	\$625	\$500	2
<b>Alder</b>	<b>\$388</b>	<b>\$575</b>	<b>\$100</b>	<b>18</b>
2 Saw	\$535	\$575	\$450	4
3 Saw	\$508	\$525	\$500	3
4 Saw	\$382	\$463	\$275	6
Util*	\$205	\$288	\$100	5
<b>Maple</b>	<b>\$257</b>	<b>\$350</b>	<b>\$150</b>	<b>13</b>
2 Saw	\$300	\$350	\$250	3
3 Saw	\$313	\$325	\$300	2
4 Saw	\$230	\$300	\$150	5
Util*	\$222	\$243	\$198	3
<b>Cotton Wood</b>	<b>\$166</b>	<b>\$225</b>	<b>\$90</b>	<b>4</b>
Util*	\$212	\$225	\$198	2
Camprun	\$120	\$150	\$90	2
<b>Grand Total</b>	<b>\$281</b>	<b>\$625</b>	<b>\$90</b>	<b>90</b>

Publish date: June 30,2009

\*Note: Utility price based on conversion factor of 9.0 tons/mbf

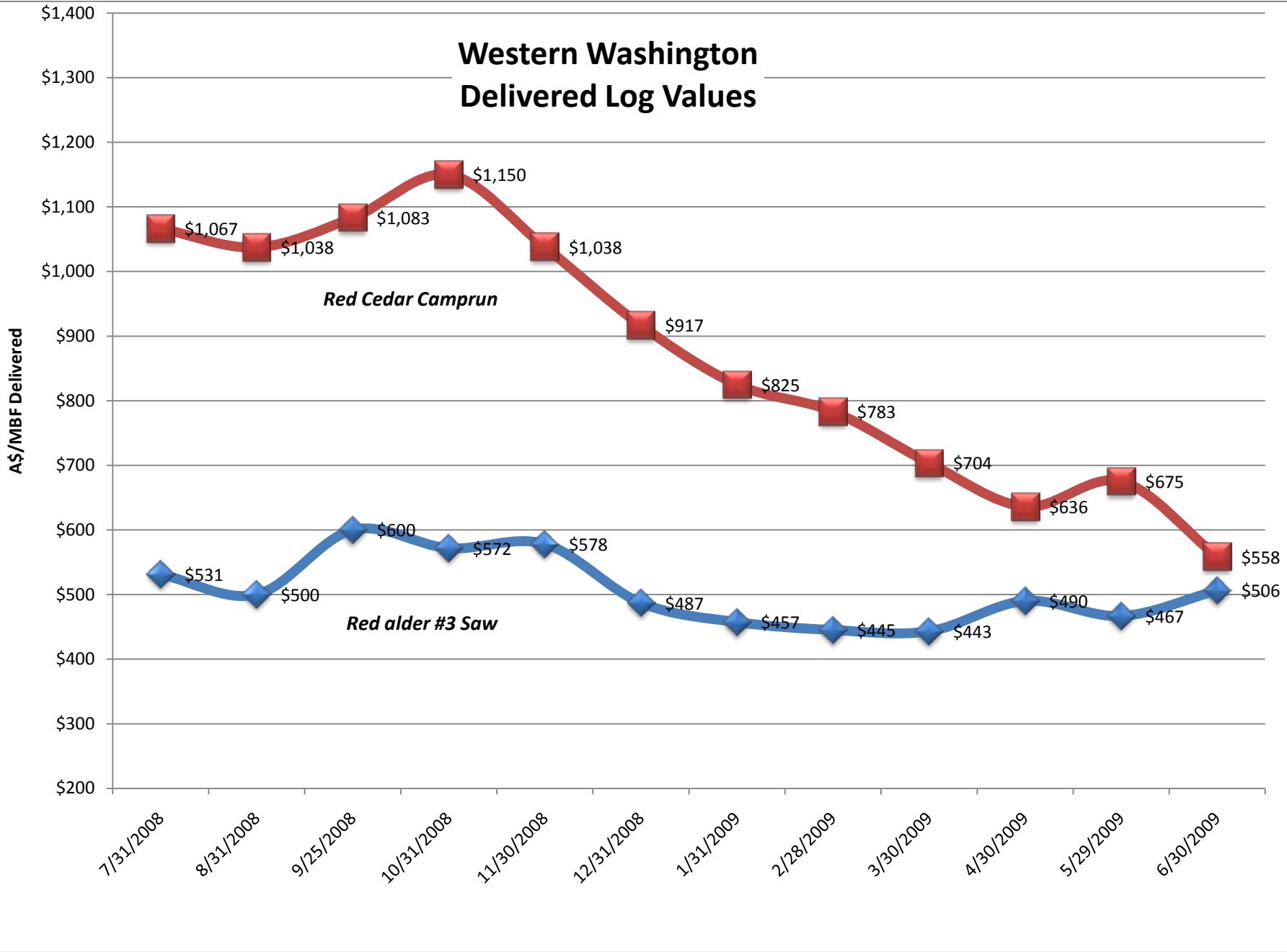
Price Period June-09  
Marketing Region COLUMBIA

Species - Grade	\$/MBF			Number of Quotes
	Average	High	Low	
<b>Doug-Fir</b>	<b>\$311</b>	<b>\$420</b>	<b>\$200</b>	<b>19</b>
SM and Better	\$357	\$420	\$325	3
2 Saw	\$339	\$420	\$250	7
3 Saw	\$288	\$300	\$250	4
4 Saw/CNS	\$263	\$305	\$200	5
<b>White wood</b>	<b>\$227</b>	<b>\$260</b>	<b>\$150</b>	<b>13</b>
2 Saw	\$240	\$260	\$200	4
3 Saw	\$235	\$250	\$200	4
4 Saw/CNS	\$211	\$235	\$150	5
<b>Spruce</b>	<b>\$275</b>	<b>\$290</b>	<b>\$250</b>	<b>3</b>
2 Saw	\$290	\$290	\$290	1
3 Saw	\$285	\$285	\$285	1
4 Saw/CNS	\$250	\$250	\$250	1
<b>Cedar</b>	<b>\$550</b>	<b>\$550</b>	<b>\$550</b>	<b>1</b>
Camprun	\$550	\$550	\$550	1
<b>Alder</b>	<b>\$463</b>	<b>\$550</b>	<b>\$350</b>	<b>4</b>
2 Saw	\$550	\$550	\$550	1
3 Saw	\$500	\$500	\$500	1
4 Saw	\$400	\$450	\$350	2
<b>Maple</b>	<b>\$333</b>	<b>\$350</b>	<b>\$300</b>	<b>3</b>
2 Saw	\$350	\$350	\$350	1
3 Saw	\$350	\$350	\$350	1
4 Saw	\$300	\$300	\$300	1
<b>Grand Total</b>	<b>\$304</b>	<b>\$550</b>	<b>\$150</b>	<b>43</b>

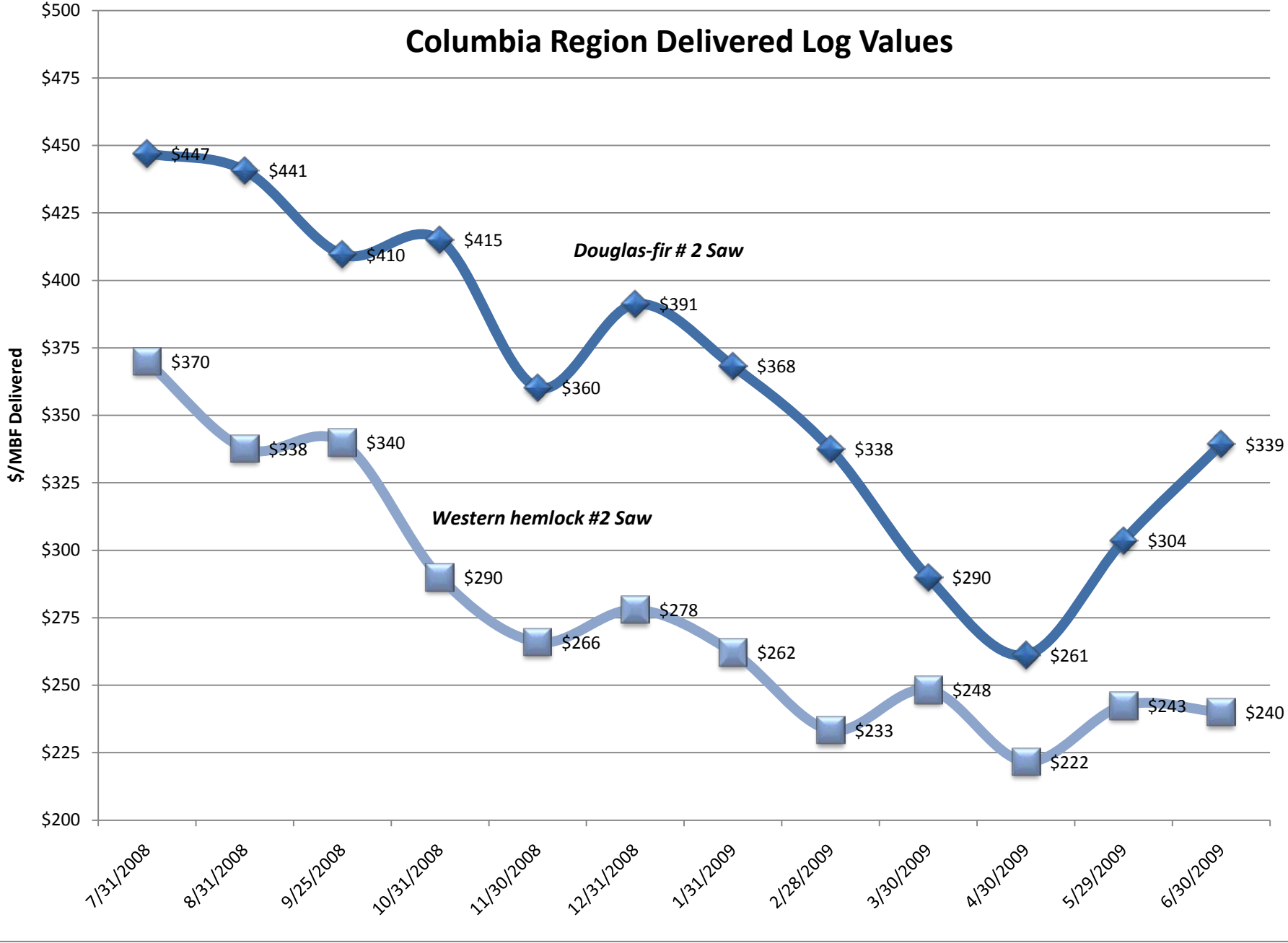
Publish date: June 30,2009

\*Note: Utility price based on conversion factor of 9.0 tons/mbf

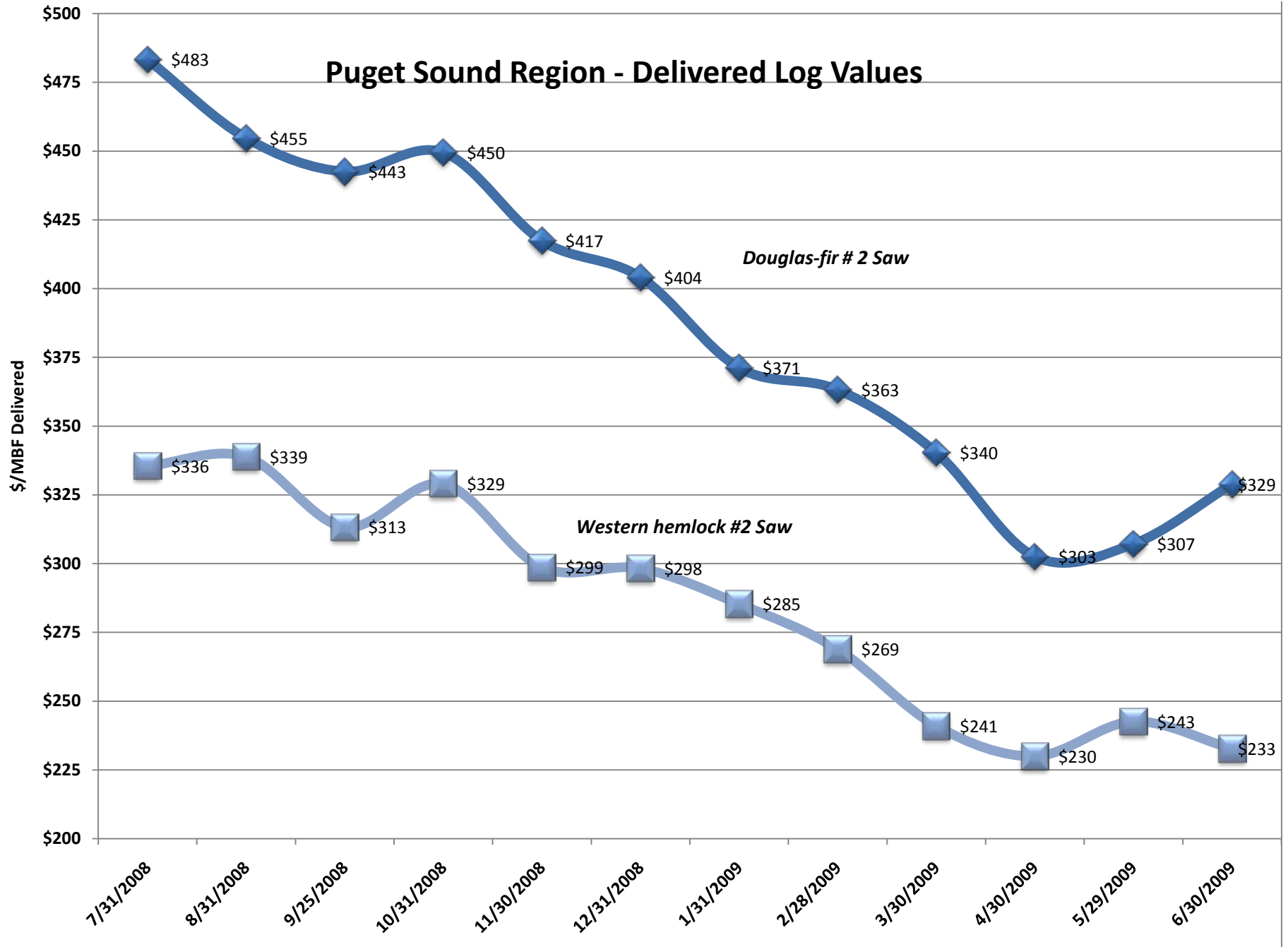
# Western Washington Delivered Log Values



# Columbia Region Delivered Log Values



# Puget Sound Region - Delivered Log Values





Washington Dept. of Natural Resources

Mill log prices - Domestically Processed

Price Period	June-09
Marketing Region	EASTSIDE

Species - Sort	\$/MBF			Number of Quotes
	Average	High	Low	
<b>Doug-Fir/Larch</b>	<b>\$260</b>	<b>\$330</b>	<b>\$170</b>	<b>25</b>
Camprun	\$281	\$330	\$225	16
CNS	\$248	\$266	\$225	5
Utility	\$187	\$238	\$170	4
<b>White fir/hem</b>	<b>\$233</b>	<b>\$300</b>	<b>\$150</b>	<b>26</b>
Camprun	\$235	\$300	\$150	19
CNS	\$252	\$266	\$225	5
Utility	\$170	\$170	\$170	2
<b>Cedar</b>	<b>\$450</b>	<b>\$650</b>	<b>\$300</b>	<b>6</b>
Camprun	\$450	\$650	\$300	6
<b>Lodgepole</b>	<b>\$234</b>	<b>\$300</b>	<b>\$150</b>	<b>25</b>
Camprun	\$242	\$300	\$150	16
CNS	\$248	\$266	\$225	5
Utility	\$187	\$238	\$170	4
<b>White pine</b>	<b>\$217</b>	<b>\$266</b>	<b>\$170</b>	<b>10</b>
Camprun	\$225	\$250	\$195	5
CNS	\$266	\$266	\$266	2
Utility	\$170	\$170	\$170	3
<b>Pine</b>	<b>\$206</b>	<b>\$290</b>	<b>\$150</b>	<b>13</b>
Small saw	\$188	\$225	\$150	8
Large saw	\$234	\$290	\$150	5
<b>E Spruce</b>	<b>\$238</b>	<b>\$300</b>	<b>\$150</b>	<b>20</b>
Camprun	\$252	\$300	\$150	11
CNS	\$248	\$266	\$225	5
Utility	\$187	\$238	\$170	4
<b>Grand Total</b>	<b>\$246</b>	<b>\$650</b>	<b>\$150</b>	<b>125</b>

Publish date: June 30,2009

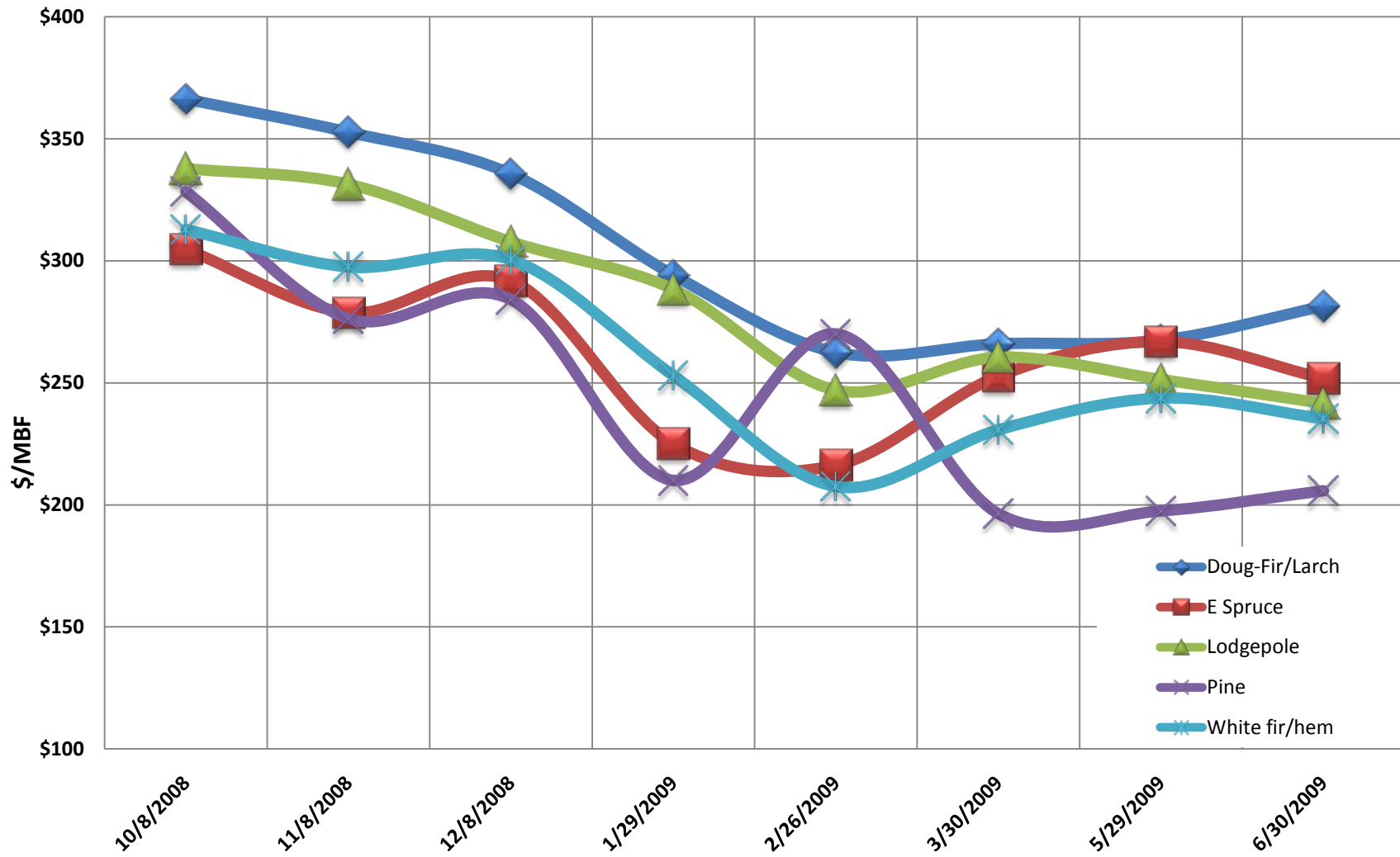
Note: Utility/pulp conversion factor used 8.5 Tons/mbf

This information is provided for informational purposes only and no warranty is expressed or implied.

For questions please contact Dave Richards at 360-902-1365 or email [dave.richards@dnr.wa.gov](mailto:dave.richards@dnr.wa.gov).

# Eastside

## Camprun Delivered Log Prices



Washington Dept. of Natural Resources

Mill log prices - Domestically Processed

Price Period	July-09
Marketing Region	PUGET

Species - Grade	\$/MBF			Number of Quotes
	Average	High	Low	
<b>Doug-Fir</b>	<b>\$308</b>	<b>\$400</b>	<b>\$234</b>	<b>22</b>
SM and Better	\$388	\$400	\$375	2
2 Saw	\$321	\$370	\$290	6
3 Saw	\$300	\$340	\$240	7
4 Saw/CNS	\$293	\$331	\$255	5
Util*	\$252	\$270	\$234	2
<b>White wood</b>	<b>\$260</b>	<b>\$300</b>	<b>\$202</b>	<b>20</b>
2 Saw	\$267	\$300	\$202	8
3 Saw	\$253	\$285	\$225	6
4 Saw/CNS	\$255	\$285	\$235	4
Util*	\$266	\$270	\$261	2
<b>Spruce</b>	<b>\$207</b>	<b>\$270</b>	<b>\$125</b>	<b>5</b>
2 Saw	\$203	\$235	\$170	2
3 Saw	\$180	\$235	\$125	2
Util*	\$270	\$270	\$270	1
<b>Cedar</b>	<b>\$650</b>	<b>\$650</b>	<b>\$650</b>	<b>1</b>
Camprun	\$650	\$650	\$650	1
<b>Alder</b>	<b>\$400</b>	<b>\$575</b>	<b>\$216</b>	<b>14</b>
2 Saw	\$529	\$575	\$450	3
3 Saw	\$442	\$525	\$300	3
4 Saw	\$413	\$500	\$300	4
Util*	\$259	\$306	\$216	4
<b>Maple</b>	<b>\$255</b>	<b>\$350</b>	<b>\$200</b>	<b>11</b>
2 Saw	\$300	\$350	\$250	2
3 Saw	\$263	\$325	\$200	2
4 Saw	\$233	\$300	\$200	3
Util*	\$245	\$297	\$216	4
<b>Cotton Wood</b>	<b>\$203</b>	<b>\$279</b>	<b>\$90</b>	<b>4</b>
Util*	\$240	\$279	\$216	3
Camprun	\$90	\$90	\$90	1
<b>Grand Total</b>	<b>\$297</b>	<b>\$650</b>	<b>\$90</b>	<b>77</b>

Publish date: July 29,2009

\*Note: Utility price based on conversion factor of 9.0 tons/mbf

This information is provided for informational purposes only and no warranty is expressed or implied.

For questions please contact Dave Richards at 360-902-1365 or email at dave.richards@dnr.wa.gov

Washington Dept. of Natural Resources  
 Mill log prices - Domestically Processed

Price Period	July-09
Marketing Region	COLUMBIA

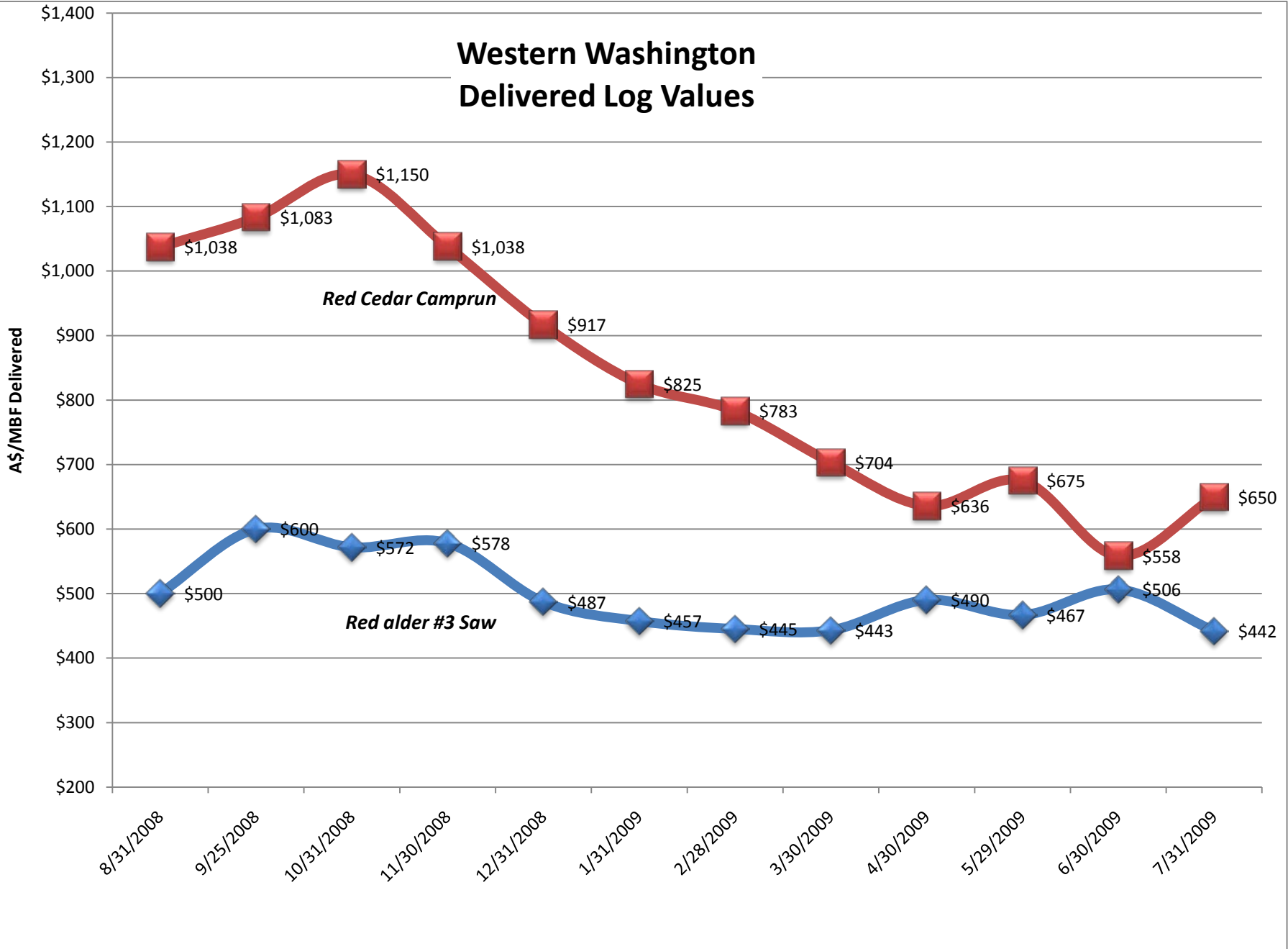
Species - Grade	\$/MBF			Number of Quotes
	Average	High	Low	
<b>Doug-Fir</b>	<b>\$321</b>	<b>\$425</b>	<b>\$225</b>	<b>20</b>
SM and Better	\$356	\$425	\$325	4
2 Saw	\$334	\$400	\$315	6
3 Saw	\$301	\$325	\$225	6
4 Saw/CNS	\$294	\$315	\$260	4
<b>White wood</b>	<b>\$249</b>	<b>\$270</b>	<b>\$210</b>	<b>15</b>
2 Saw	\$260	\$270	\$250	6
3 Saw	\$246	\$270	\$220	5
4 Saw/CNS	\$238	\$270	\$210	4
<b>Spruce</b>	<b>\$270</b>	<b>\$290</b>	<b>\$250</b>	<b>6</b>
2 Saw	\$273	\$290	\$265	3
3 Saw	\$275	\$285	\$265	2
4 Saw/CNS	\$250	\$250	\$250	1
<b>Grand Total</b>	<b>\$287</b>	<b>\$425</b>	<b>\$210</b>	<b>41</b>

Publish date: July 29,2009

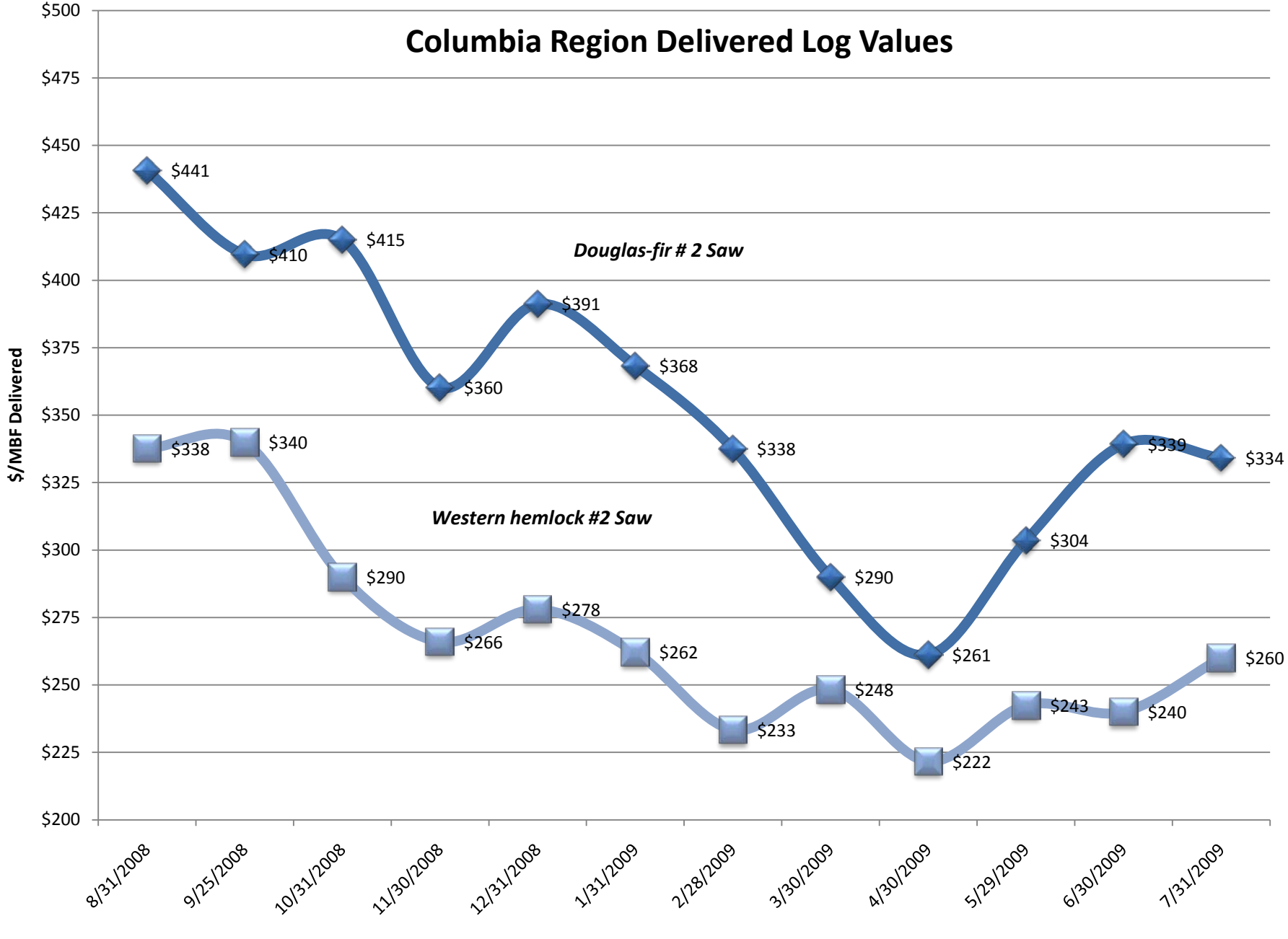
\*Note: Utility price based on conversion factor of 9.0 tons/n

This information is provided for informational purposes only and no warranty is expressed or implied.  
 For questions please contact Dave Richards at 360-902-1365 or email at dave.richards@dnr.wa.gov

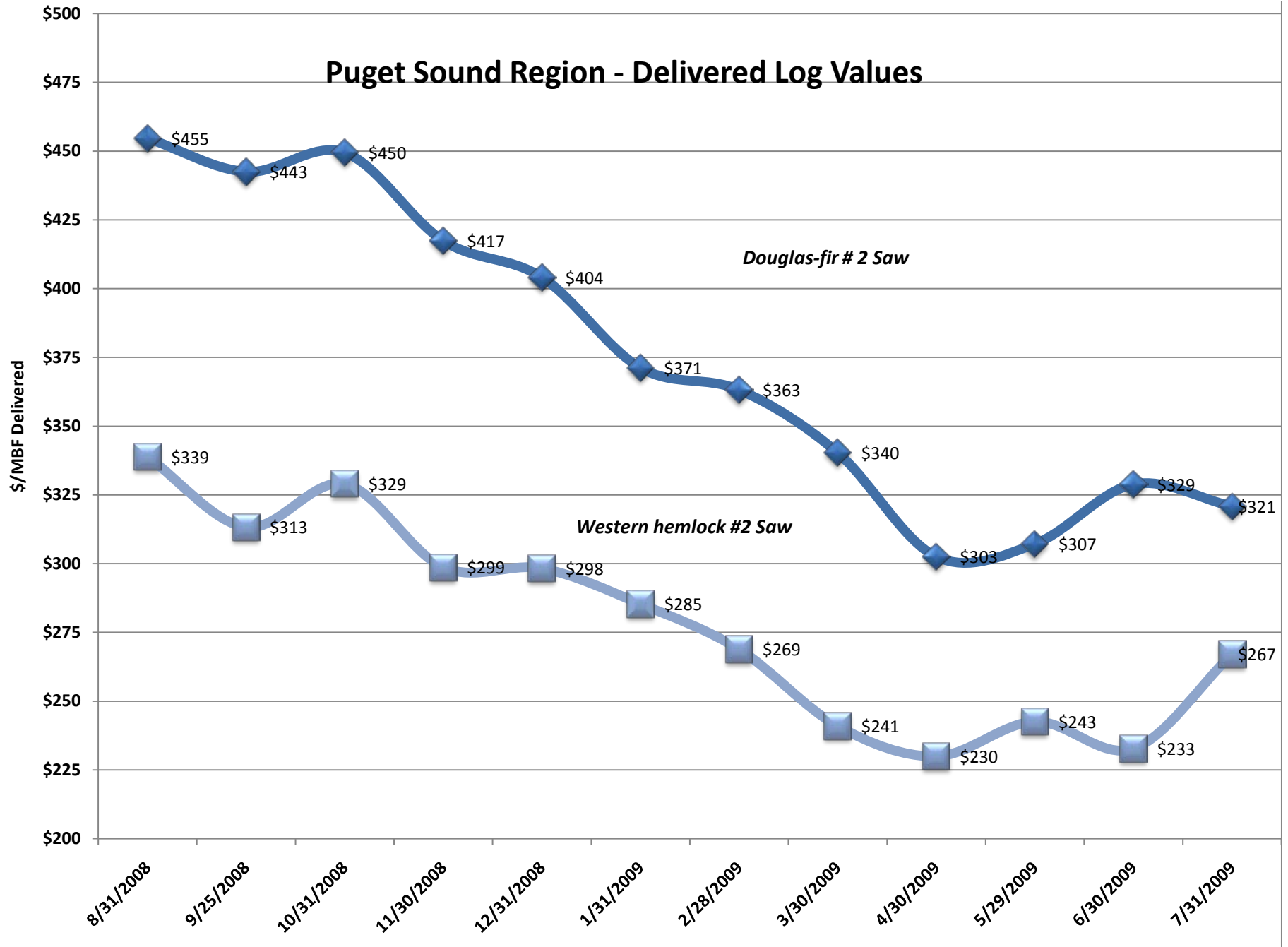
# Western Washington Delivered Log Values



# Columbia Region Delivered Log Values



# Puget Sound Region - Delivered Log Values



Washington Dept. of Natural Resources

Mill log prices - Domestically Processed

Price Period	July-09
Marketing Region	EASTSIDE

Species - Sort	\$/MBF			Number of Quotes
	Average	High	Low	
<b>Doug-Fir/Larch</b>	<b>\$246</b>	<b>\$300</b>	<b>\$150</b>	<b>18</b>
Camprun	\$260	\$300	\$150	10
CNS	\$248	\$274	\$216	5
Utility	\$198	\$255	\$170	3
<b>White fir/hem</b>	<b>\$240</b>	<b>\$300</b>	<b>\$150</b>	<b>19</b>
Camprun	\$246	\$300	\$150	12
CNS	\$255	\$274	\$235	5
Utility	\$170	\$170	\$170	2
<b>Cedar</b>	<b>\$367</b>	<b>\$700</b>	<b>\$170</b>	<b>14</b>
Camprun	\$426	\$700	\$250	10
CNS	\$270	\$274	\$266	2
Utility	\$170	\$170	\$170	2
<b>Lodgepole</b>	<b>\$241</b>	<b>\$300</b>	<b>\$150</b>	<b>18</b>
Camprun	\$250	\$300	\$150	10
CNS	\$248	\$274	\$216	5
Utility	\$198	\$255	\$170	3
<b>White pine</b>	<b>\$220</b>	<b>\$274</b>	<b>\$150</b>	<b>9</b>
Camprun	\$220	\$250	\$150	5
CNS	\$270	\$274	\$266	2
Utility	\$170	\$170	\$170	2
<b>Pine</b>	<b>\$214</b>	<b>\$300</b>	<b>\$150</b>	<b>7</b>
Small saw	\$181	\$225	\$150	4
Large saw	\$258	\$300	\$225	3
<b>E Spruce</b>	<b>\$243</b>	<b>\$300</b>	<b>\$150</b>	<b>17</b>
Camprun	\$255	\$300	\$150	9
CNS	\$248	\$274	\$216	5
Utility	\$198	\$255	\$170	3
<b>Grand Total</b>	<b>\$256</b>	<b>\$700</b>	<b>\$150</b>	<b>102</b>

Publish date: July 31,2009

Note: Utility/pulp conversion factor used 8.5 Tons/mbf

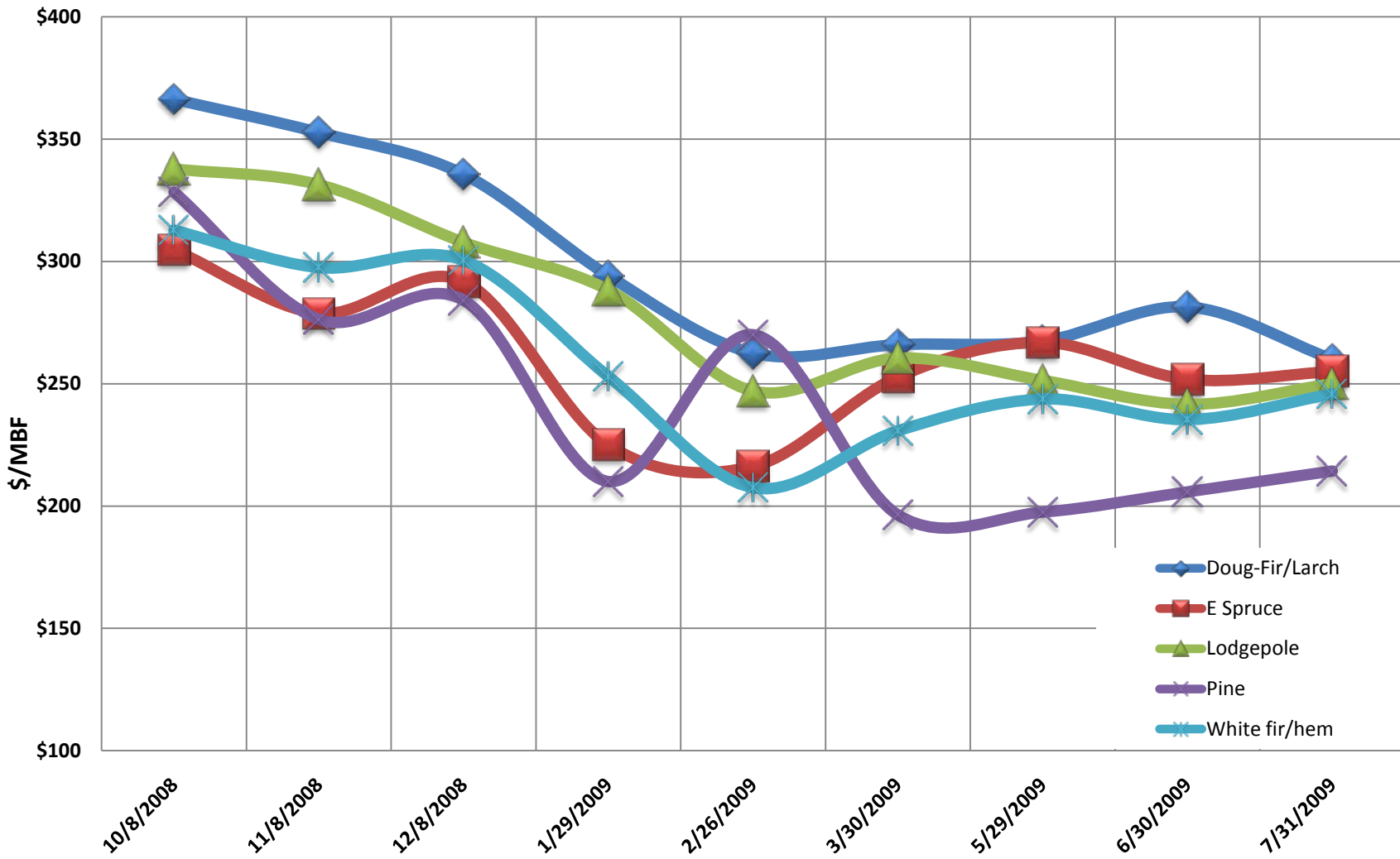
This information is provided for informational purposes only and no warranty is expressed or implied.

For questions please contact Dave Richards at 360-902-1365 or email [dave.richards@dnr.wa.gov](mailto:dave.richards@dnr.wa.gov).



# Eastside

## Camprun Delivered Log Prices



Washington Dept. of Natural Resources  
 Mill log prices - Domestically Processed

Price Period	August-09
Marketing Region	PUGET

Species - Grade	\$/MBF			Number of Quotes
	Average	High	Low	
<b>Doug-Fir</b>	<b>\$330</b>	<b>\$400</b>	<b>\$260</b>	<b>23</b>
SM and Better	\$375	\$400	\$350	2
2 Saw	\$339	\$400	\$300	9
3 Saw	\$324	\$350	\$295	7
4 Saw/CNS	\$313	\$350	\$260	4
Util*	\$270	\$270	\$270	1
<b>White wood</b>	<b>\$268</b>	<b>\$320</b>	<b>\$200</b>	<b>22</b>
2 Saw	\$262	\$320	\$200	9
3 Saw	\$267	\$320	\$225	7
4 Saw/CNS	\$279	\$320	\$252	5
Util*	\$270	\$270	\$270	1
<b>Spruce</b>	<b>\$223</b>	<b>\$275</b>	<b>\$125</b>	<b>5</b>
2 Saw	\$223	\$275	\$170	2
3 Saw	\$200	\$275	\$125	2
Util*	\$270	\$270	\$270	1
<b>Cedar</b>	<b>\$713</b>	<b>\$725</b>	<b>\$700</b>	<b>2</b>
Camprun	\$713	\$725	\$700	2
<b>Alder</b>	<b>\$404</b>	<b>\$575</b>	<b>\$150</b>	<b>18</b>
2 Saw	\$534	\$575	\$450	4
3 Saw	\$475	\$525	\$375	4
4 Saw	\$392	\$500	\$300	6
Util*	\$220	\$288	\$150	4
<b>Maple</b>	<b>\$242</b>	<b>\$350</b>	<b>\$50</b>	<b>15</b>
2 Saw	\$300	\$350	\$250	3
3 Saw	\$283	\$325	\$225	3
4 Saw	\$230	\$300	\$150	5
Util*	\$184	\$243	\$50	4
<b>Cotton Wood</b>	<b>\$173</b>	<b>\$225</b>	<b>\$90</b>	<b>4</b>
Util*	\$221	\$225	\$216	2
Camprun	\$125	\$160	\$90	2
<b>Grand Total</b>	<b>\$310</b>	<b>\$725</b>	<b>\$50</b>	<b>89</b>

Publish date: Aug. 28,2009

\*Note: Utility price based on conversion factor of 9.0 tons/mbf

This information is provided for informational purposes only and no warranty is expressed or implied.  
 For questions please contact Dave Richards at 360-902-1365 or email at dave.richards@dnr.wa.gov

Washington Dept. of Natural Resources  
Mill log prices - Domestically Processed

Price Period	August-09
Marketing Region	COLUMBIA

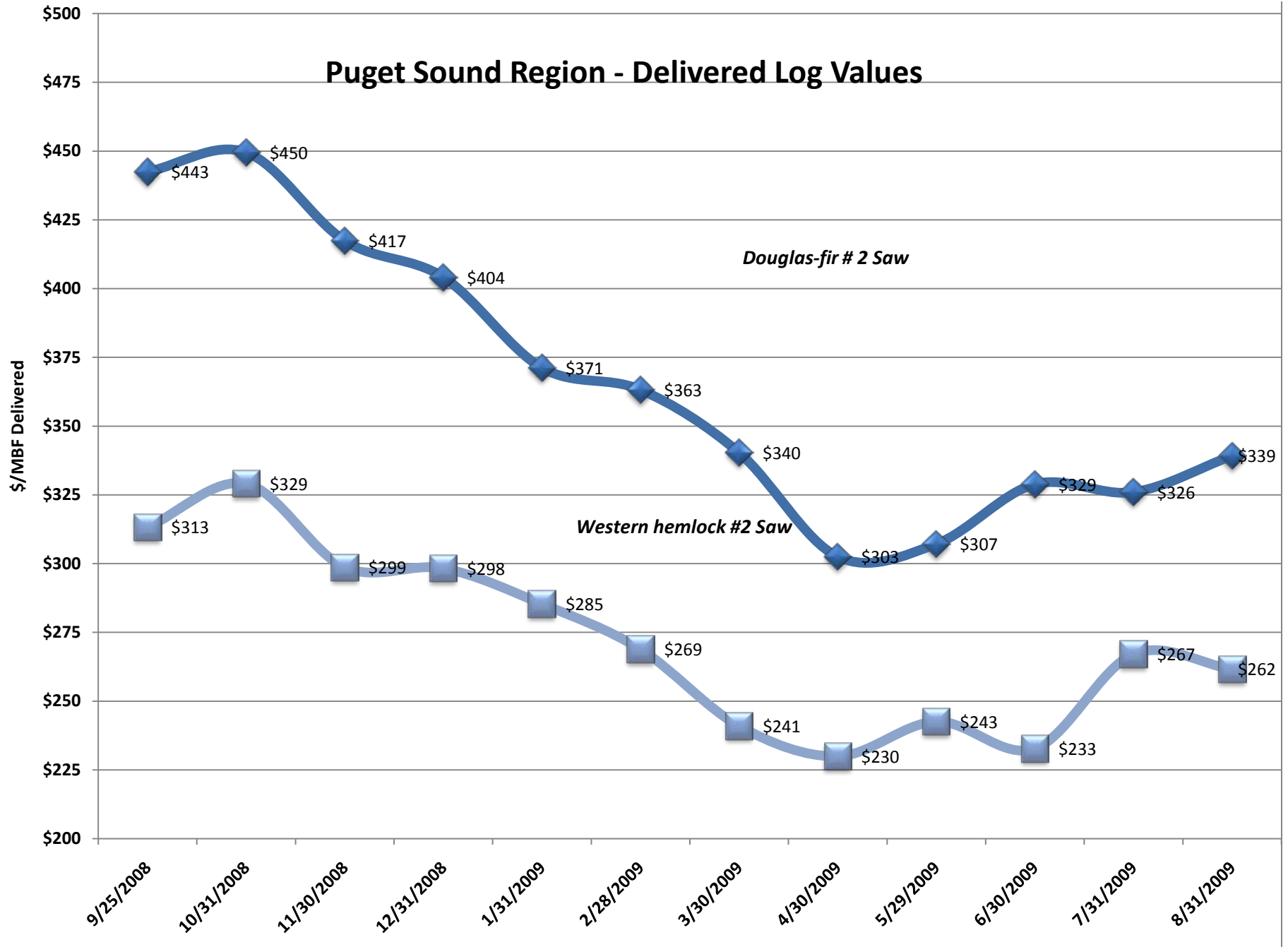
Species - Grade	\$/MBF			Number of Quotes
	Average	High	Low	
<b>Doug-Fir</b>	<b>\$318</b>	<b>\$390</b>	<b>\$275</b>	<b>19</b>
SM and Better	\$390	\$390	\$390	1
2 Saw	\$318	\$335	\$300	7
3 Saw	\$317	\$345	\$300	5
4 Saw/CNS	\$306	\$348	\$275	6
<b>White wood</b>	<b>\$254</b>	<b>\$275</b>	<b>\$235</b>	<b>13</b>
2 Saw	\$258	\$275	\$250	4
3 Saw	\$258	\$275	\$250	4
4 Saw/CNS	\$247	\$261	\$235	5
<b>Spruce</b>	<b>\$313</b>	<b>\$330</b>	<b>\$290</b>	<b>6</b>
2 Saw	\$330	\$330	\$330	2
3 Saw	\$320	\$320	\$320	2
4 Saw/CNS	\$290	\$290	\$290	2
<b>Cedar</b>	<b>\$683</b>	<b>\$800</b>	<b>\$500</b>	<b>3</b>
Camprun	\$683	\$800	\$500	3
<b>Grand Total</b>	<b>\$323</b>	<b>\$800</b>	<b>\$235</b>	<b>41</b>

Publish date: Aug. 28,2009

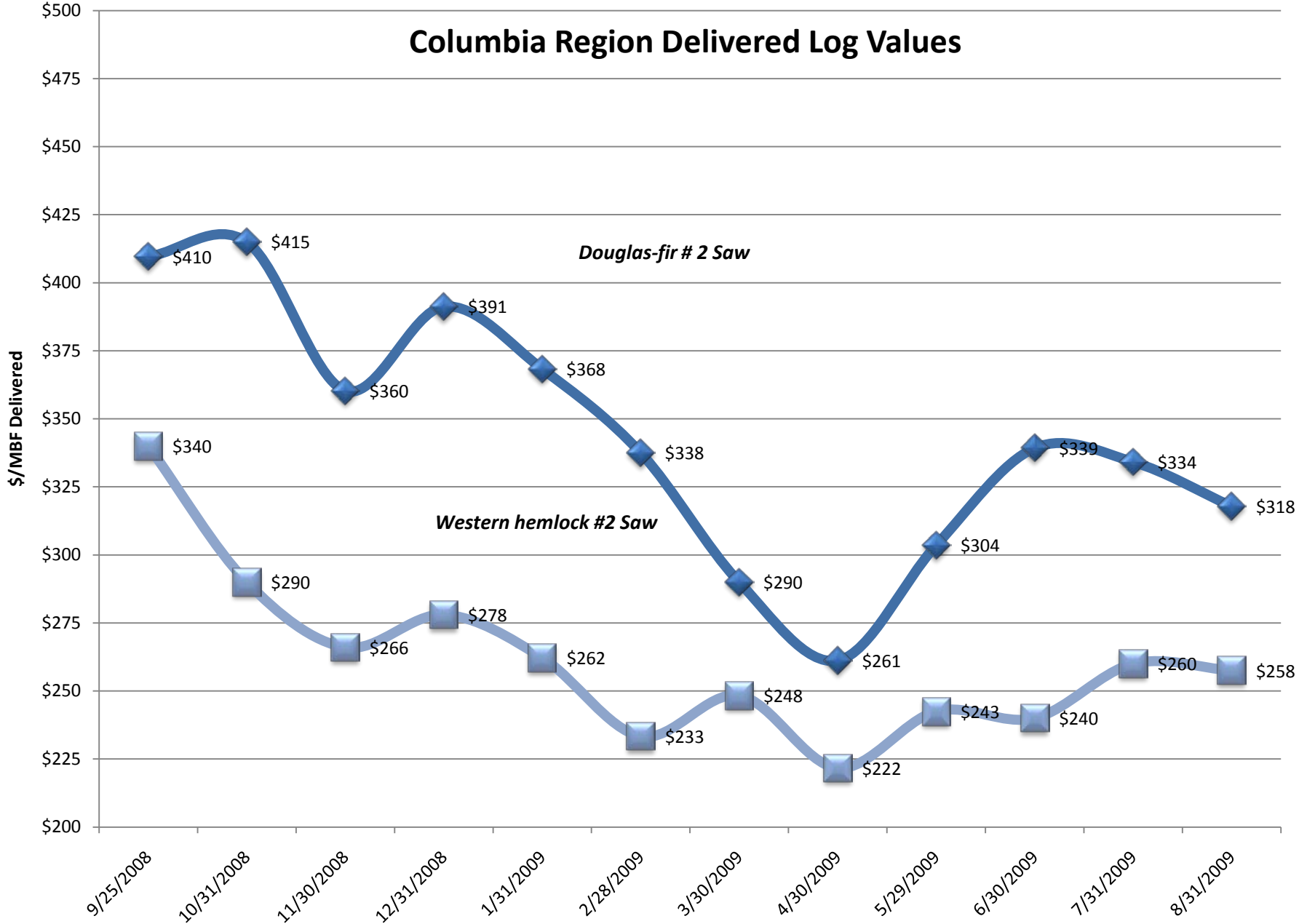
\*Note: Utility price based on conversion factor of 9.0 tons/mbf

This information is provided for informational purposes only and no warranty is expressed or implied.  
For questions please contact Dave Richards at 360-902-1365 or email at dave.richards@dnr.wa.gov

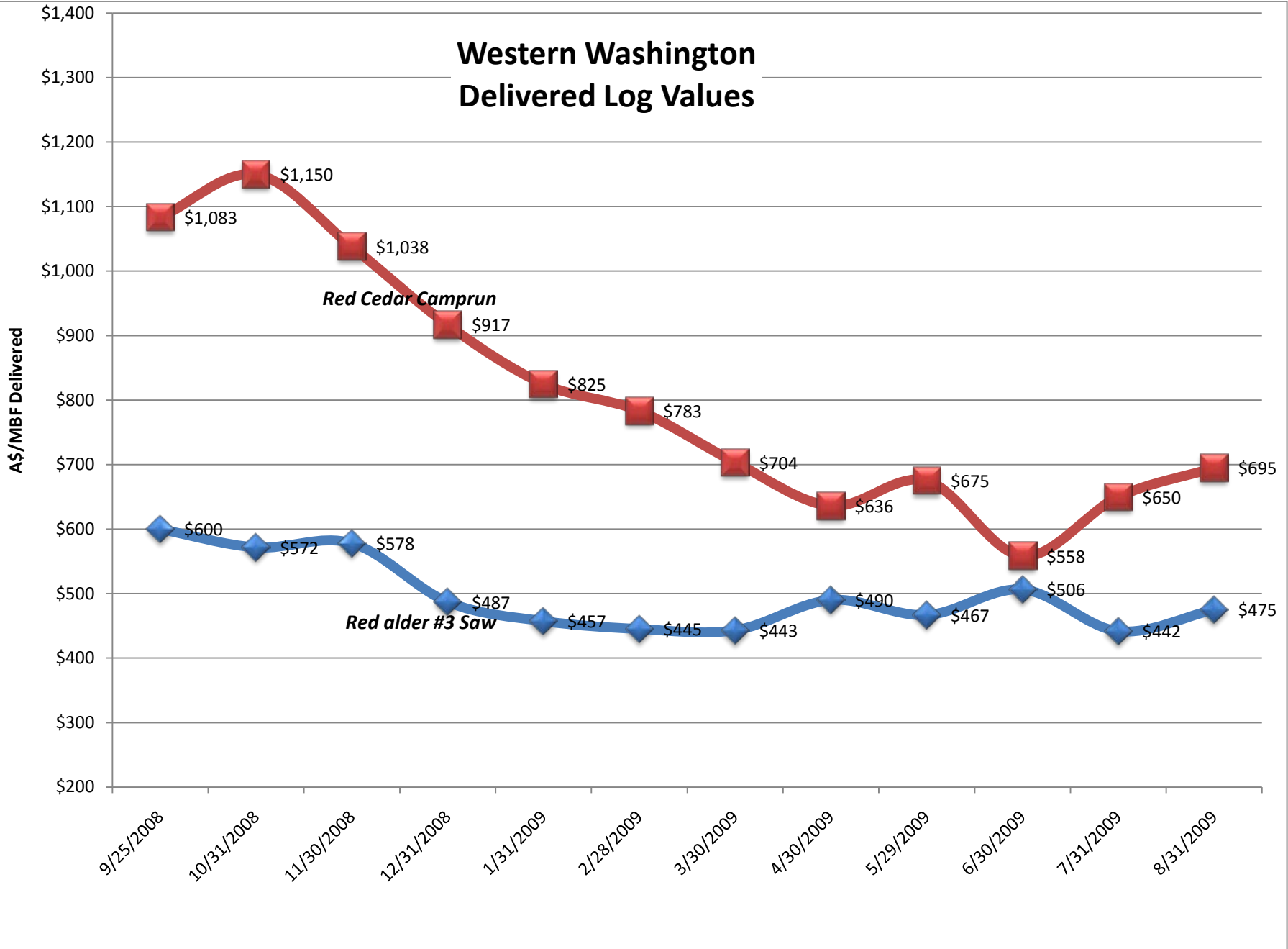
# Puget Sound Region - Delivered Log Values



# Columbia Region Delivered Log Values



# Western Washington Delivered Log Values



**Washington Dept. of Natural Resources**  
 Mill log prices - Domestically Processed

Price Period	September-09
Marketing Region	PUGET

Species - Grade	\$/MBF			Number of Quotes
	Average	High	Low	
<b>Doug-Fir</b>	<b>\$344</b>	<b>\$451</b>	<b>\$150</b>	<b>40</b>
SM and Better	\$400	\$451	\$345	5
2 Saw	\$364	\$410	\$295	18
3 Saw	\$337	\$380	\$240	9
4 Saw/CNS	\$302	\$370	\$275	5
Util*	\$221	\$279	\$150	3
<b>White wood</b>	<b>\$268</b>	<b>\$350</b>	<b>\$140</b>	<b>21</b>
2 Saw	\$291	\$350	\$205	8
3 Saw	\$254	\$320	\$140	7
4 Saw/CNS	\$244	\$285	\$190	4
Util*	\$270	\$279	\$261	2
<b>Spruce</b>	<b>\$238</b>	<b>\$300</b>	<b>\$125</b>	<b>9</b>
2 Saw	\$240	\$300	\$170	3
3 Saw	\$207	\$275	\$125	3
4 Saw/CNS	\$264	\$275	\$252	2
Util*	\$279	\$279	\$279	1
<b>Cedar</b>	<b>\$725</b>	<b>\$725</b>	<b>\$725</b>	<b>1</b>
Camprun	\$725	\$725	\$725	1
<b>Alder</b>	<b>\$418</b>	<b>\$575</b>	<b>\$216</b>	<b>15</b>
2 Saw	\$563	\$575	\$550	3
3 Saw	\$508	\$525	\$500	3
4 Saw	\$406	\$500	\$275	5
Util*	\$259	\$306	\$216	4
<b>Maple</b>	<b>\$255</b>	<b>\$300</b>	<b>\$150</b>	<b>7</b>
2 Saw	\$300	\$300	\$300	1
3 Saw	\$300	\$300	\$300	1
4 Saw	\$225	\$300	\$150	2
Util*	\$246	\$297	\$216	3
<b>Cotton Wood</b>	<b>\$232</b>	<b>\$279</b>	<b>\$206</b>	<b>4</b>
Util*	\$240	\$279	\$216	3
Camprun	\$206	\$206	\$206	1
<b>Grand Total</b>	<b>\$322</b>	<b>\$725</b>	<b>\$125</b>	<b>97</b>

Publish date: Sept. 30,2009

\*Note: Utility price based on conversion factor of 9.0 tons/mbf

This information is provided for informational purposes only and no warranty is expressed or implied.  
 For questions please contact Dave Richards at 360-902-1365 or email at [dave.richards@dnr.wa.gov](mailto:dave.richards@dnr.wa.gov)

Washington Dept. of Natural Resources

Mill log prices - Domestically Processed

Price Period	September-09
Marketing Region	COLUMBIA

Species - Grade	\$/MBF			Number of Quotes
	Average	High	Low	
<b>Doug-Fir</b>	<b>\$347</b>	<b>\$460</b>	<b>\$230</b>	<b>37</b>
SM and Better	\$384	\$410	\$351	5
2 Saw	\$354	\$391	\$325	13
3 Saw	\$344	\$375	\$300	8
4 Saw/CNS	\$344	\$460	\$275	9
Util*	\$235	\$239	\$230	2
<b>White wood</b>	<b>\$258</b>	<b>\$285</b>	<b>\$235</b>	<b>13</b>
2 Saw	\$259	\$285	\$250	4
3 Saw	\$259	\$285	\$250	4
4 Saw/CNS	\$256	\$285	\$235	5
<b>Spruce</b>	<b>\$275</b>	<b>\$290</b>	<b>\$250</b>	<b>3</b>
2 Saw	\$290	\$290	\$290	1
3 Saw	\$285	\$285	\$285	1
4 Saw/CNS	\$250	\$250	\$250	1
<b>Cedar</b>	<b>\$672</b>	<b>\$750</b>	<b>\$616</b>	<b>3</b>
Camprun	\$672	\$750	\$616	3
<b>Alder</b>	<b>\$468</b>	<b>\$615</b>	<b>\$231</b>	<b>10</b>
2 Saw	\$572	\$615	\$525	3
3 Saw	\$525	\$525	\$525	1
4 Saw	\$481	\$545	\$425	4
Util*	\$256	\$281	\$231	2
<b>Maple</b>	<b>\$350</b>	<b>\$450</b>	<b>\$200</b>	<b>4</b>
2 Saw	\$450	\$450	\$450	1
3 Saw	\$400	\$400	\$400	1
4 Saw	\$275	\$350	\$200	2
<b>Grand Total</b>	<b>\$359</b>	<b>\$750</b>	<b>\$200</b>	<b>70</b>

Publish date: Sept. 30,2009

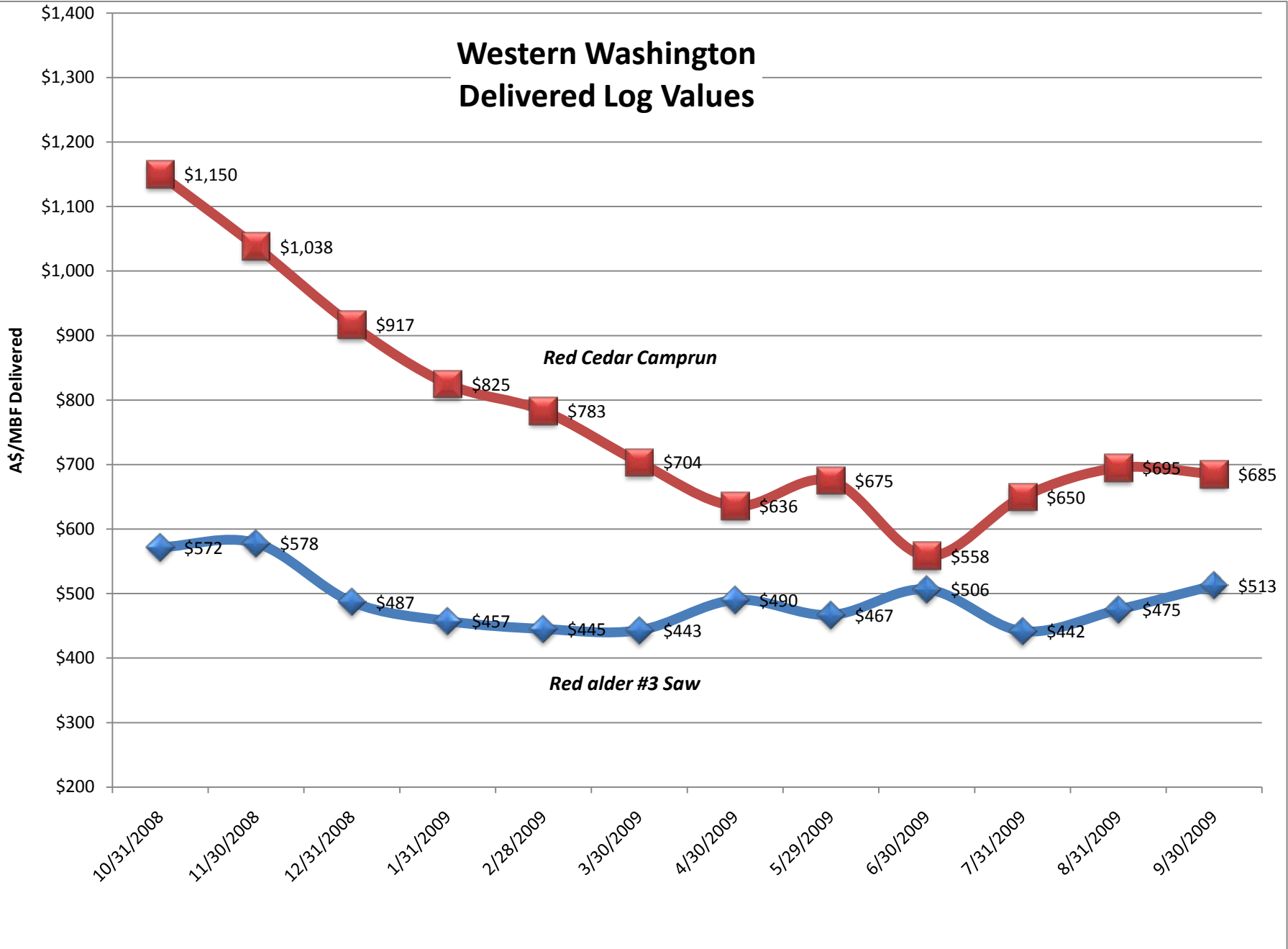
\*Note: Utility price based on conversion factor of 9.0 tons/mbf

This information is provided for informational purposes only and no warranty is expressed or implied.

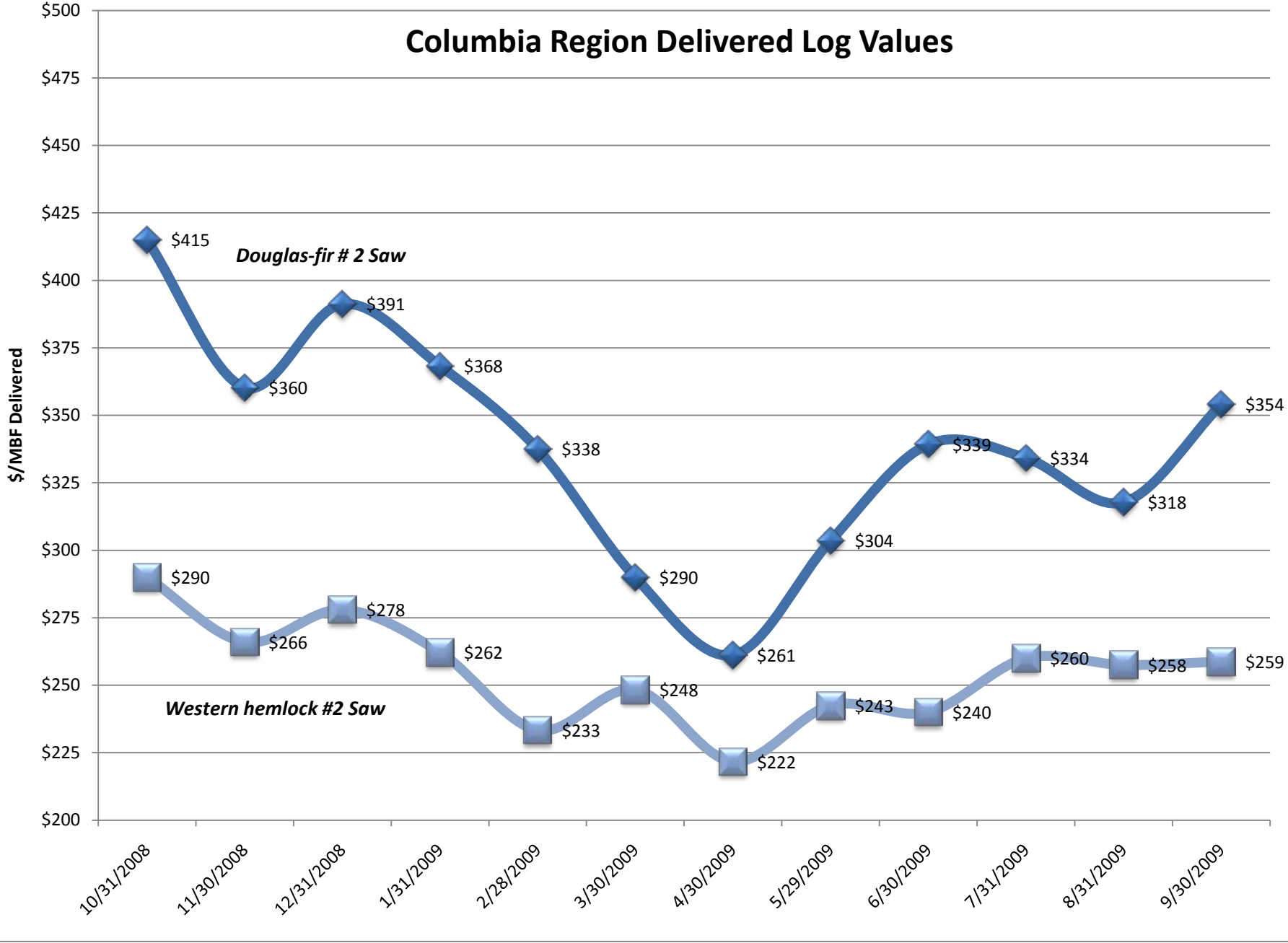
For questions please contact Dave Richards at 360-902-1365 or email at dave.richards@dnr.wa.gov



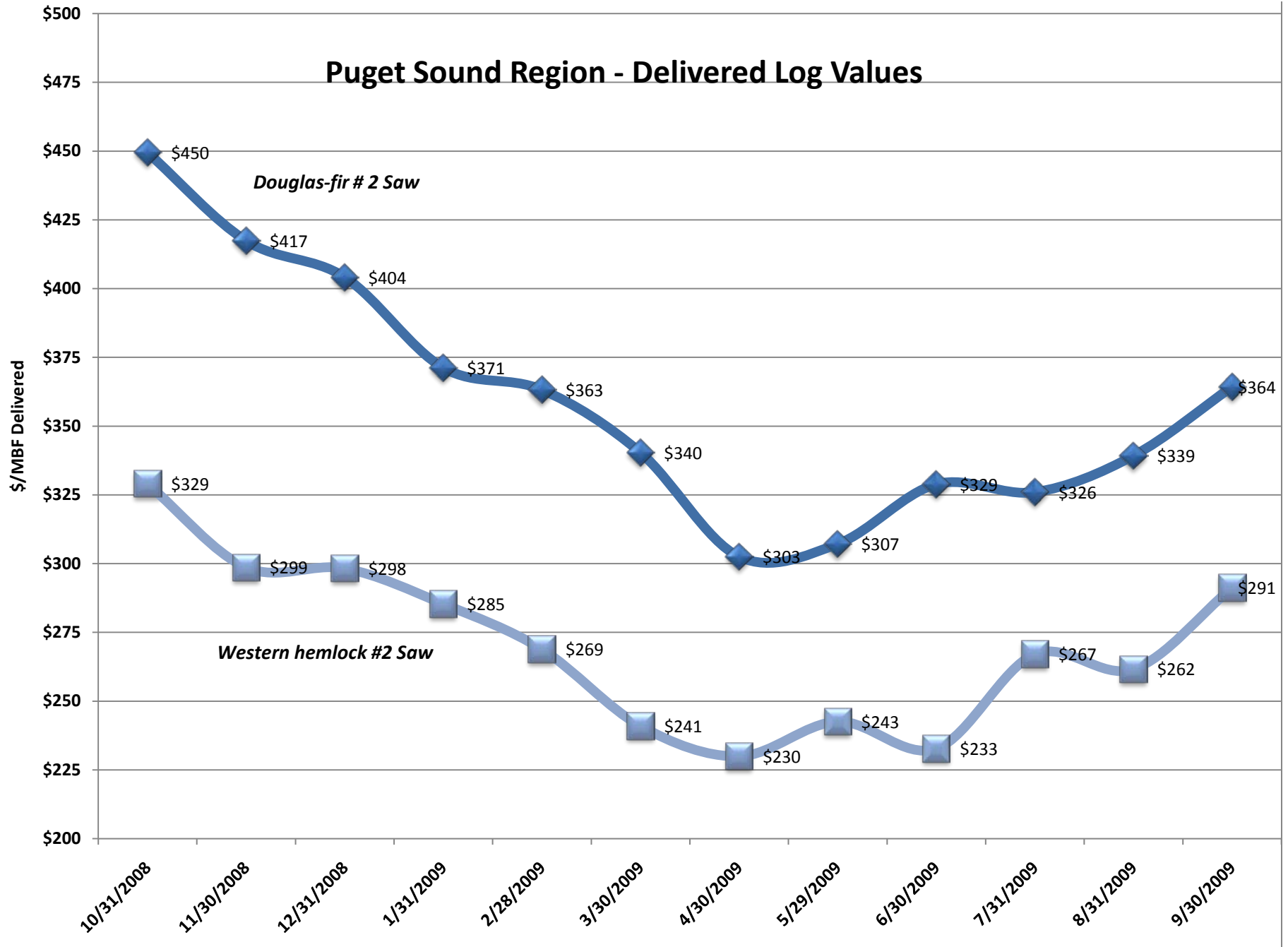
# Western Washington Delivered Log Values



# Columbia Region Delivered Log Values



# Puget Sound Region - Delivered Log Values



Washington Dept. of Natural Resources  
 Mill log prices - Domestically Processed

Price Period	September-09
Marketing Region	EASTSIDE

Species - Sort	\$/MBF			Number of Quotes
	Average	High	Low	
<b>Doug-Fir/Larch</b>	<b>\$245</b>	<b>\$302</b>	<b>\$170</b>	<b>11</b>
Camprun	\$259	\$275	\$220	5
CNS	\$274	\$302	\$216	3
Utility	\$193	\$238	\$170	3
<b>White fir/hem</b>	<b>\$249</b>	<b>\$302</b>	<b>\$170</b>	<b>8</b>
Camprun	\$261	\$275	\$250	4
CNS	\$302	\$302	\$302	2
Utility	\$170	\$170	\$170	2
<b>Cedar</b>	<b>\$570</b>	<b>\$700</b>	<b>\$400</b>	<b>5</b>
Camprun	\$570	\$700	\$400	5
<b>Lodgepole</b>	<b>\$244</b>	<b>\$302</b>	<b>\$170</b>	<b>11</b>
Camprun	\$257	\$275	\$230	5
CNS	\$274	\$302	\$216	3
Utility	\$193	\$238	\$170	3
<b>White pine</b>	<b>\$218</b>	<b>\$302</b>	<b>\$25</b>	<b>10</b>
Camprun	\$213	\$300	\$25	5
CNS	\$302	\$302	\$302	2
Utility	\$170	\$170	\$170	3
<b>Pine</b>	<b>\$250</b>	<b>\$300</b>	<b>\$220</b>	<b>3</b>
Small saw	\$225	\$230	\$220	2
Large saw	\$300	\$300	\$300	1
<b>E Spruce</b>	<b>\$243</b>	<b>\$302</b>	<b>\$170</b>	<b>11</b>
Camprun	\$255	\$275	\$230	5
CNS	\$274	\$302	\$216	3
Utility	\$193	\$238	\$170	3
<b>Grand Total</b>	<b>\$268</b>	<b>\$700</b>	<b>\$25</b>	<b>59</b>

Publish date: September 30,2009

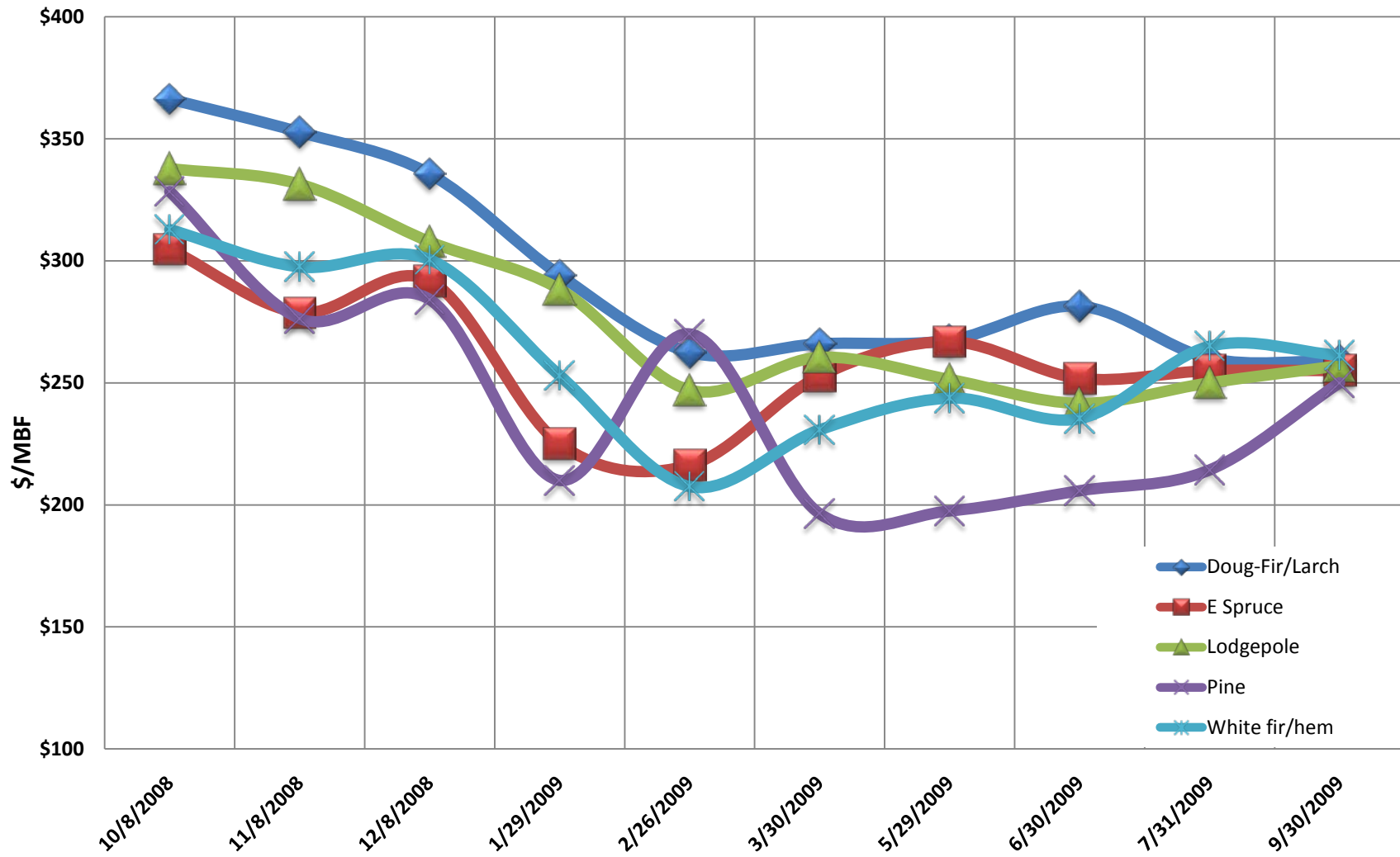
Note: Utility/pulp conversion factor used 8.5 Tons/mbf

This information is provided for informational purposes only and no warranty is expressed or implied.

For questions please contact Dave Richards at 360-902-1365 or email [dave.richards@dnr.wa.gov](mailto:dave.richards@dnr.wa.gov).

# Eastside

## Camprun Delivered Log Prices



Washington Dept. of Natural Resources

Mill log prices - Domestically Processed

Price Period	October-09
Marketing Region	PUGET

Species - Grade	\$/MBF			Number of Quotes
	Average	High	Low	
<b>Doug-Fir</b>	<b>\$360</b>	<b>\$475</b>	<b>\$209</b>	<b>42</b>
SM and Better	\$428	\$475	\$389	7
2 Saw	\$369	\$428	\$295	16
3 Saw	\$341	\$404	\$285	10
4 Saw/CNS	\$316	\$429	\$209	8
Util*	\$279	\$279	\$279	1
<b>White wood</b>	<b>\$275</b>	<b>\$342</b>	<b>\$190</b>	<b>31</b>
SM and Better	\$300	\$300	\$300	1
2 Saw	\$278	\$325	\$225	10
3 Saw	\$276	\$342	\$215	12
4 Saw/CNS	\$263	\$321	\$190	7
Util*	\$279	\$279	\$279	1
<b>Spruce</b>	<b>\$215</b>	<b>\$279</b>	<b>\$125</b>	<b>5</b>
2 Saw	\$210	\$250	\$170	2
3 Saw	\$188	\$250	\$125	2
Util*	\$279	\$279	\$279	1
<b>Cedar</b>	<b>\$664</b>	<b>\$678</b>	<b>\$650</b>	<b>2</b>
Camprun	\$664	\$678	\$650	2
<b>Alder</b>	<b>\$429</b>	<b>\$562</b>	<b>\$100</b>	<b>17</b>
2 Saw	\$514	\$562	\$450	5
3 Saw	\$495	\$521	\$450	4
4 Saw	\$432	\$521	\$275	5
Util*	\$197	\$266	\$100	3
<b>Maple</b>	<b>\$224</b>	<b>\$300</b>	<b>\$50</b>	<b>10</b>
2 Saw	\$275	\$300	\$250	2
3 Saw	\$250	\$300	\$200	2
4 Saw	\$217	\$300	\$150	3
Util*	\$180	\$266	\$50	3
<b>Cotton Wood</b>	<b>\$197</b>	<b>\$225</b>	<b>\$160</b>	<b>3</b>
Util*	\$225	\$225	\$225	1
Camprun	\$183	\$206	\$160	2
<b>Grand Total</b>	<b>\$329</b>	<b>\$678</b>	<b>\$50</b>	<b>110</b>

Publish date: Oct. 30, 2009

\*Note: Utility price based on conversion factor of 9.0 tons/mbf

This information is provided for informational purposes only and no warranty is expressed or implied.

For questions please contact Dave Richards at 360-902-1365 or email at dave.richards@dnr.wa.gov

Washington Dept. of Natural Resources  
 Mill log prices - Domestically Processed

Price Period	October-09
Marketing Region	COLUMBIA

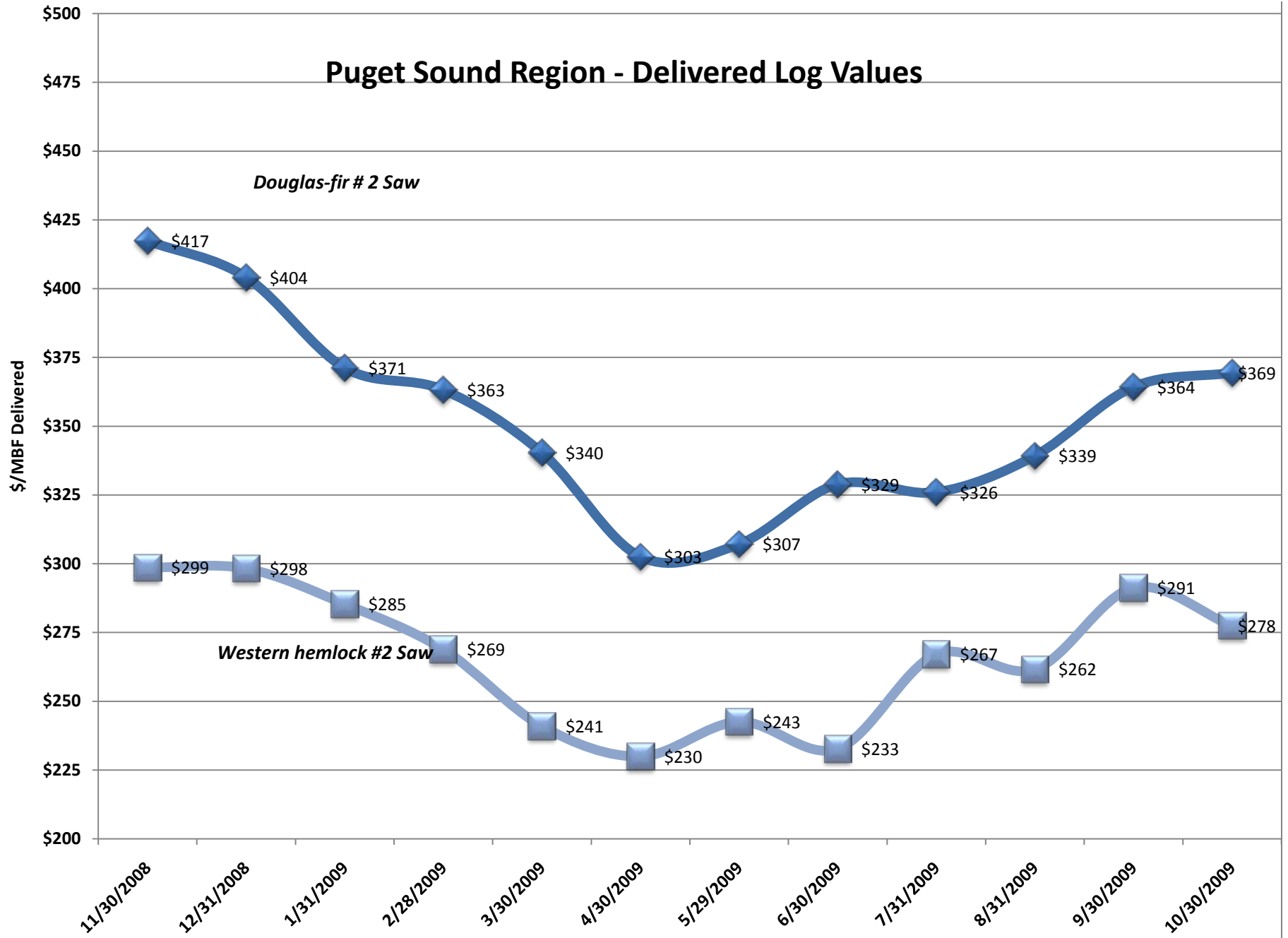
Species - Grade	\$/MBF			Number of Quotes
	Average	High	Low	
<b>Doug-Fir</b>	<b>\$366</b>	<b>\$375</b>	<b>\$348</b>	<b>16</b>
2 Saw	\$372	\$375	\$365	7
3 Saw	\$370	\$375	\$365	4
4 Saw/CNS	\$353	\$365	\$348	5
<b>White wood</b>	<b>\$281</b>	<b>\$325</b>	<b>\$255</b>	<b>14</b>
2 Saw	\$293	\$325	\$270	5
3 Saw	\$283	\$325	\$265	4
4 Saw/CNS	\$267	\$300	\$255	5
<b>Spruce</b>	<b>\$315</b>	<b>\$330</b>	<b>\$290</b>	<b>6</b>
2 Saw	\$330	\$330	\$330	2
3 Saw	\$325	\$325	\$325	2
4 Saw/CNS	\$290	\$290	\$290	2
<b>Cedar</b>	<b>\$700</b>	<b>\$750</b>	<b>\$650</b>	<b>2</b>
Camprun	\$700	\$750	\$650	2
<b>Grand Total</b>	<b>\$344</b>	<b>\$750</b>	<b>\$255</b>	<b>38</b>

Publish date: Oct. 30, 2009

\*Note: Utility price based on conversion factor of 9.0 tons/mbf

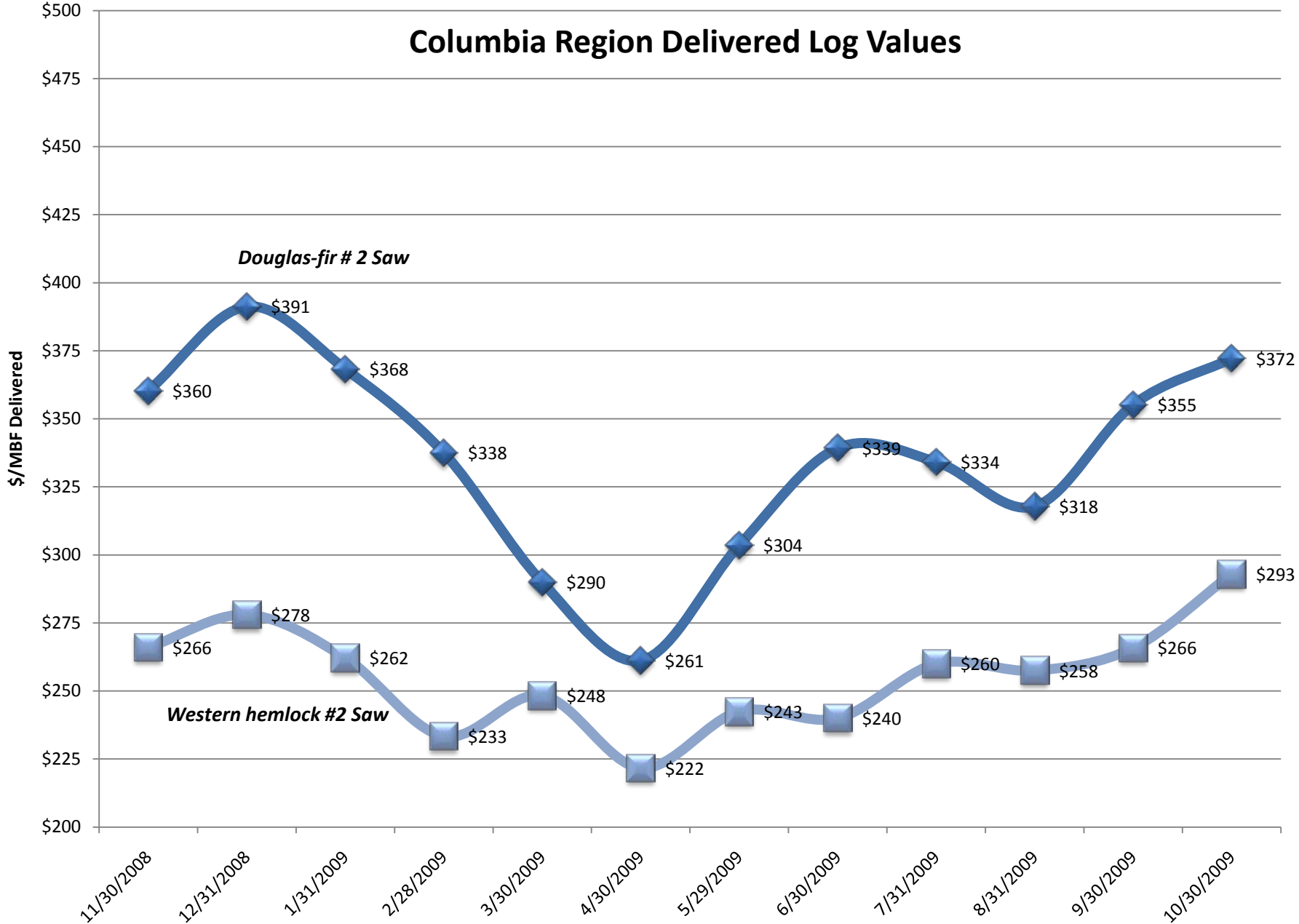
This information is provided for informational purposes only and no warranty is expressed or implied.  
 For questions please contact Dave Richards at 360-902-1365 or email at dave.richards@dnr.wa.gov

# Puget Sound Region - Delivered Log Values

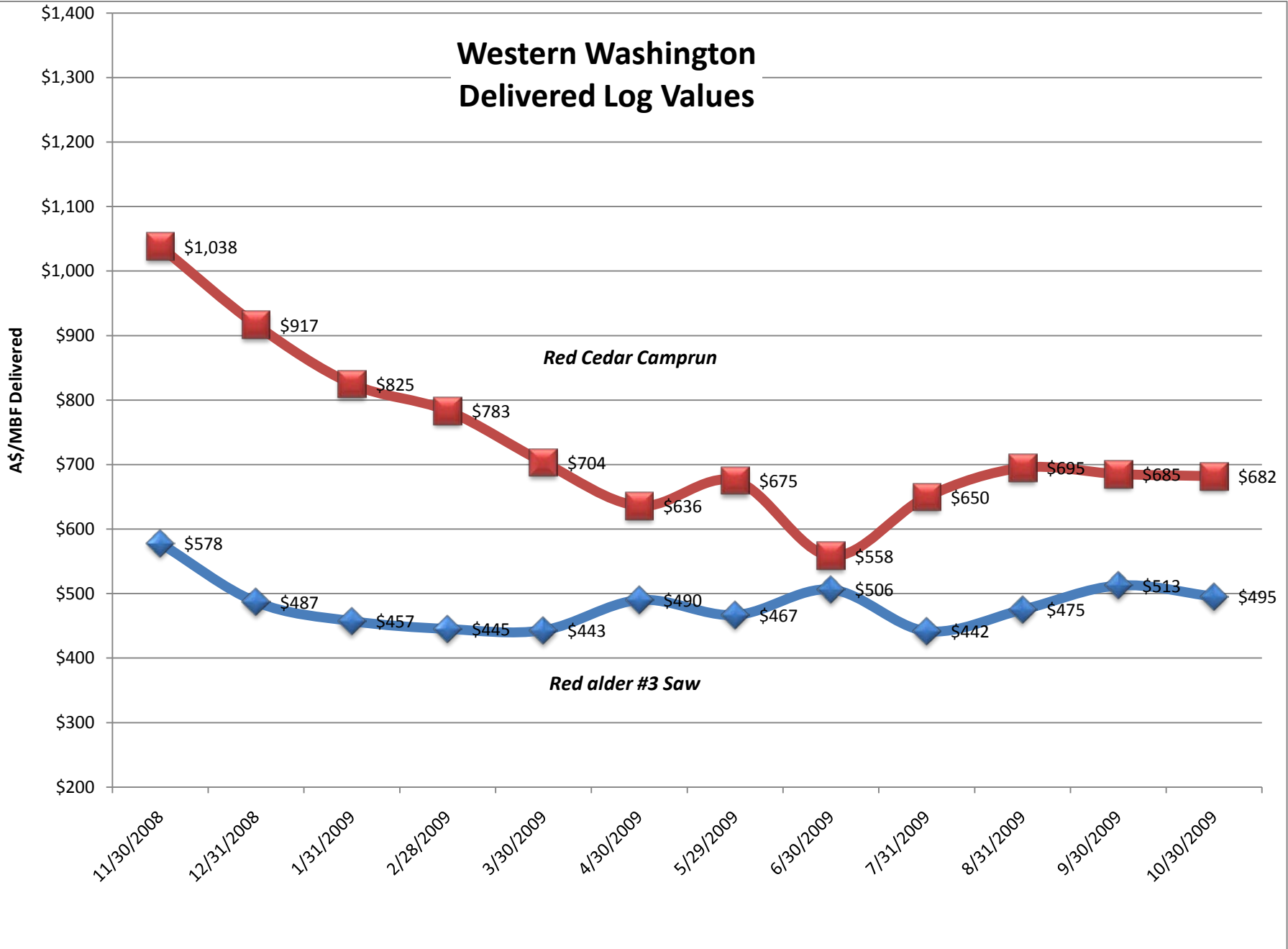




# Columbia Region Delivered Log Values



# Western Washington Delivered Log Values



REGION 1 LOGLINES

<b>Log Price Pub. Date:</b>	<b>Region:</b>
Composite July 2009	R1 AVG.
For October 2009 sales	

	<b>3P</b>	<b>SM</b>	<b>1S</b>	<b>2S</b>	<b>3S</b>	<b>4S</b>	<b>UT</b>
Doug-fir	\$417	\$417		\$370	\$340	\$331	\$270
Hemlock		\$300		\$300	\$285	\$285	\$270
Silver/grand fir		\$300		\$300	\$285	\$285	\$270
Noble fir		\$300		\$300	\$285	\$285	\$270
Spruce		\$203		\$203	\$203	\$180	\$270
Cedar				\$791	\$791	\$791	
Lodgepole		\$300		\$300	\$285	\$285	\$270
White pine		\$300		\$300	\$285	\$285	\$270
Maple			\$300	\$300	\$263	\$233	\$259
Alder			\$529	\$529	\$442	\$413	\$259
Cottonwood	\$195		\$195	\$90		\$90	\$240

**LOGLINES PRICE GROUPS**

Douglas-fir/Domestic
Whitewoods/Domestic
Red Cedar
Red Alder
Maple
Unpublished

EASTSIDE

<b>Log Price Pub. Date:</b>	<b>Region:</b>
Mill Survey July 31, 2009	Eastside
For October 2009 sales	

		<b>Camp Run</b>	<b>4"-5"</b>	<b>6"-10"</b>	<b>11"+</b>		
Doug-fir		\$260	\$248				
W. Larch		\$260	\$248				
Ponderosa pine		\$214		\$258	\$181		
Hemlock		\$246	\$255				
White fir		\$246	\$255				
Spruce		\$255	\$248				
Cedar		\$426					
Lodgepole		\$250	\$248				
White pine		\$220	\$248				

**MILL SURVEY PRICE GROUPS**

Douglas-fir Larch/Domestic
Whitewoods/Domestic
Red Cedar
Ponderosa Pine
Engelmann Spruce
Lodgepole
White pine

Washington Dept. of Natural Resources  
Mill log prices - Domestically Processed

Price Period	October-09
Marketing Region	EASTSIDE

Species - Sort	\$/MBF			Number of Quotes
	Average	High	Low	
<b>Doug-Fir/Larch</b>	<b>\$247</b>	<b>\$300</b>	<b>\$150</b>	<b>16</b>
Camprun	\$258	\$300	\$150	9
CNS	\$257	\$288	\$216	4
Utility	\$201	\$238	\$170	3
<b>White fir/hem</b>	<b>\$247</b>	<b>\$288</b>	<b>\$150</b>	<b>12</b>
Camprun	\$253	\$285	\$150	8
CNS	\$288	\$288	\$288	2
Utility	\$183	\$196	\$170	2
<b>Cedar</b>	<b>\$411</b>	<b>\$700</b>	<b>\$170</b>	<b>13</b>
Camprun	\$489	\$700	\$300	9
CNS	\$288	\$288	\$288	2
Utility	\$183	\$196	\$170	2
<b>Lodgepole</b>	<b>\$240</b>	<b>\$288</b>	<b>\$150</b>	<b>18</b>
Camprun	\$245	\$285	\$150	11
CNS	\$257	\$288	\$216	4
Utility	\$201	\$238	\$170	3
<b>White pine</b>	<b>\$237</b>	<b>\$288</b>	<b>\$170</b>	<b>7</b>
Camprun	\$240	\$260	\$200	3
CNS	\$288	\$288	\$288	2
Utility	\$183	\$196	\$170	2
<b>Pine</b>	<b>\$214</b>	<b>\$330</b>	<b>\$144</b>	<b>10</b>
Small saw	\$193	\$230	\$144	6
Large saw	\$272	\$330	\$205	3
Utility	\$170	\$170	\$170	1
<b>E Spruce</b>	<b>\$242</b>	<b>\$288</b>	<b>\$150</b>	<b>15</b>
Camprun	\$249	\$285	\$150	8
CNS	\$257	\$288	\$216	4
Utility	\$201	\$238	\$170	3
<b>Grand Total</b>	<b>\$264</b>	<b>\$700</b>	<b>\$144</b>	<b>91</b>

Publish date: October 30,2009

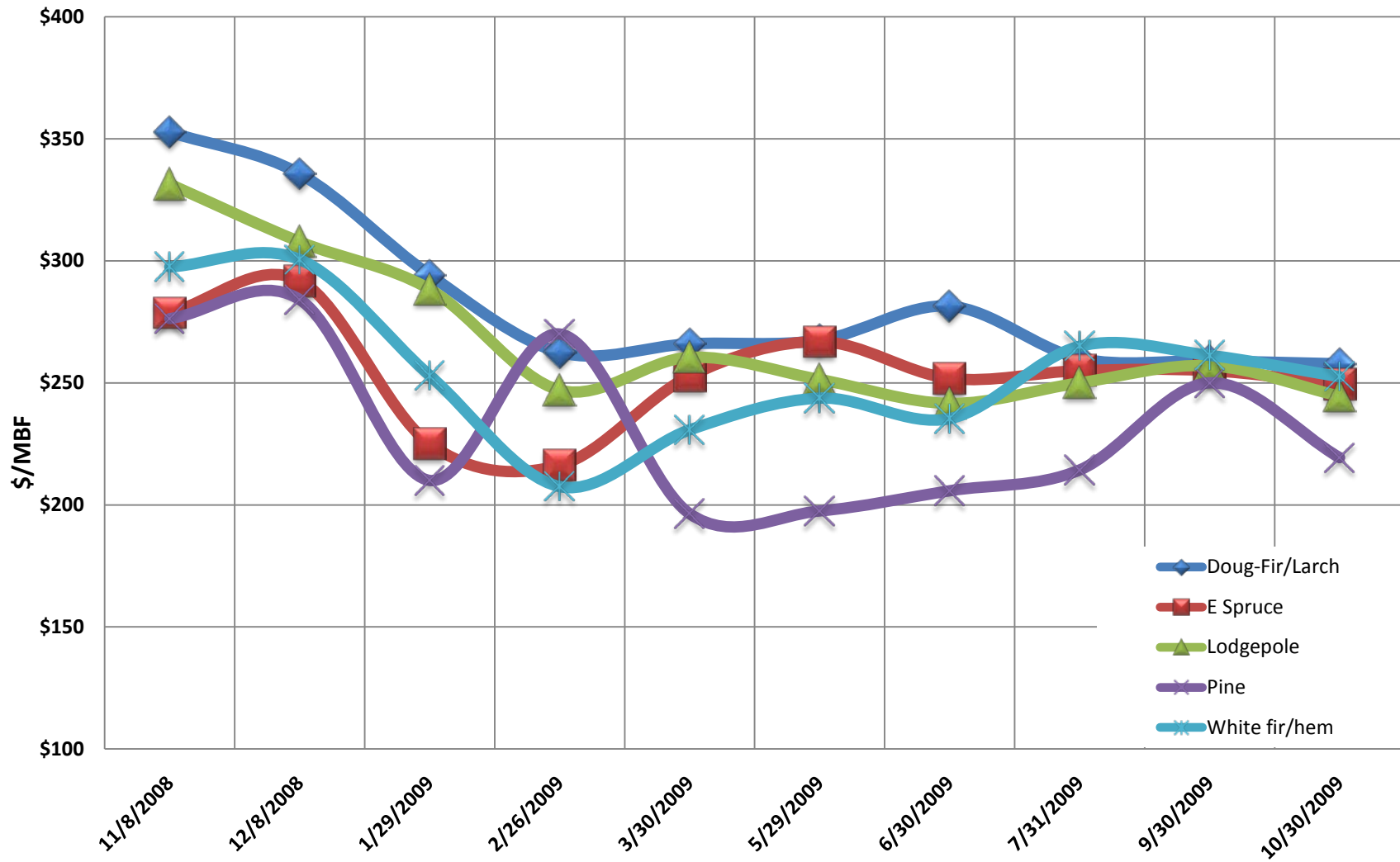
Note: Utility/pulp conversion factor used 8.5 Tons/mbf

This information is provided for informational purposes only and no warranty is expressed or implied.

For questions please contact Dave Richards at 360-902-1365 or email [dave.richards@dnr.wa.gov](mailto:dave.richards@dnr.wa.gov).

# Eastside

## Camprun Delivered Log Prices



Washington Dept. of Natural Resources

Mill log prices - Domestically Processed

Price Period	November-09
Marketing Region	PUGET

Species - Grade	\$/MBF			Number of Quotes
	Average	High	Low	
<b>Doug-Fir</b>	<b>\$369</b>	<b>\$460</b>	<b>\$234</b>	<b>30</b>
SM and Better	\$439	\$460	\$425	3
2 Saw	\$383	\$440	\$310	13
3 Saw	\$363	\$421	\$285	9
4 Saw/CNS	\$331	\$418	\$275	3
Util*	\$257	\$279	\$234	2
<b>White wood</b>	<b>\$293</b>	<b>\$368</b>	<b>\$190</b>	<b>27</b>
2 Saw	\$308	\$368	\$225	11
3 Saw	\$293	\$368	\$215	10
4 Saw/CNS	\$261	\$342	\$190	4
Util*	\$270	\$279	\$261	2
<b>Spruce</b>	<b>\$248</b>	<b>\$300</b>	<b>\$125</b>	<b>12</b>
2 Saw	\$257	\$300	\$170	5
3 Saw	\$232	\$300	\$125	5
4 Saw/CNS	\$252	\$252	\$252	1
Util*	\$279	\$279	\$279	1
<b>Cedar</b>	<b>\$650</b>	<b>\$650</b>	<b>\$650</b>	<b>1</b>
Camprun	\$650	\$650	\$650	1
<b>Alder</b>	<b>\$401</b>	<b>\$562</b>	<b>\$225</b>	<b>17</b>
2 Saw	\$509	\$562	\$450	4
3 Saw	\$483	\$500	\$450	3
4 Saw	\$380	\$453	\$275	6
Util*	\$263	\$306	\$225	4
<b>Maple</b>	<b>\$257</b>	<b>\$300</b>	<b>\$150</b>	<b>14</b>
2 Saw	\$283	\$300	\$250	3
3 Saw	\$300	\$300	\$300	2
4 Saw	\$230	\$300	\$150	5
Util*	\$250	\$297	\$225	4
<b>Hardwood</b>	<b>\$261</b>	<b>\$279</b>	<b>\$243</b>	<b>2</b>
Util*	\$261	\$279	\$243	2
<b>Cotton Wood</b>	<b>\$187</b>	<b>\$279</b>	<b>\$90</b>	<b>8</b>
2 Saw	\$151	\$206	\$90	5
Util*	\$246	\$279	\$225	3
<b>Conifer</b>	<b>\$252</b>	<b>\$252</b>	<b>\$252</b>	<b>1</b>
Util*	\$252	\$252	\$252	1
<b>Grand Total</b>	<b>\$315</b>	<b>\$650</b>	<b>\$90</b>	<b>112</b>

Publish date: Nov. 30, 2009

\*Note: Utility price based on conversion factor of 9.0 tons/mbf

This information is provided for informational purposes only and no warranty is expressed or implied.

For questions please contact Dave Richards at 360-902-1365 or email at dave.richards@dnr.wa.gov

**Washington Dept. of Natural Resources**  
 Mill log prices - Domestically Processed

Price Period	November-09
Marketing Region	COLUMBIA

Species - Grade	\$/MBF			Number of Quotes
	Average	High	Low	
<b>Doug-Fir</b>	<b>\$389</b>	<b>\$565</b>	<b>\$330</b>	<b>23</b>
SM and Better	\$550	\$565	\$535	2
2 Saw	\$373	\$413	\$330	8
3 Saw	\$374	\$413	\$330	6
4 Saw/CNS	\$376	\$446	\$330	7
<b>White wood</b>	<b>\$304</b>	<b>\$366</b>	<b>\$255</b>	<b>16</b>
2 Saw	\$303	\$366	\$270	5
3 Saw	\$303	\$366	\$270	5
4 Saw/CNS	\$304	\$348	\$255	6
<b>Spruce</b>	<b>\$315</b>	<b>\$330</b>	<b>\$290</b>	<b>3</b>
2 Saw	\$330	\$330	\$330	1
3 Saw	\$325	\$325	\$325	1
4 Saw/CNS	\$290	\$290	\$290	1
<b>Cedar</b>	<b>\$738</b>	<b>\$800</b>	<b>\$675</b>	<b>2</b>
Camprun	\$738	\$800	\$675	2
<b>Alder</b>	<b>\$425</b>	<b>\$500</b>	<b>\$350</b>	<b>4</b>
2 Saw	\$500	\$500	\$500	1
3 Saw	\$450	\$450	\$450	1
4 Saw	\$375	\$400	\$350	2
<b>Maple</b>	<b>\$275</b>	<b>\$400</b>	<b>\$100</b>	<b>4</b>
2 Saw	\$400	\$400	\$400	1
3 Saw	\$300	\$300	\$300	1
4 Saw	\$200	\$300	\$100	2
<b>Grand Total</b>	<b>\$366</b>	<b>\$800</b>	<b>\$100</b>	<b>52</b>

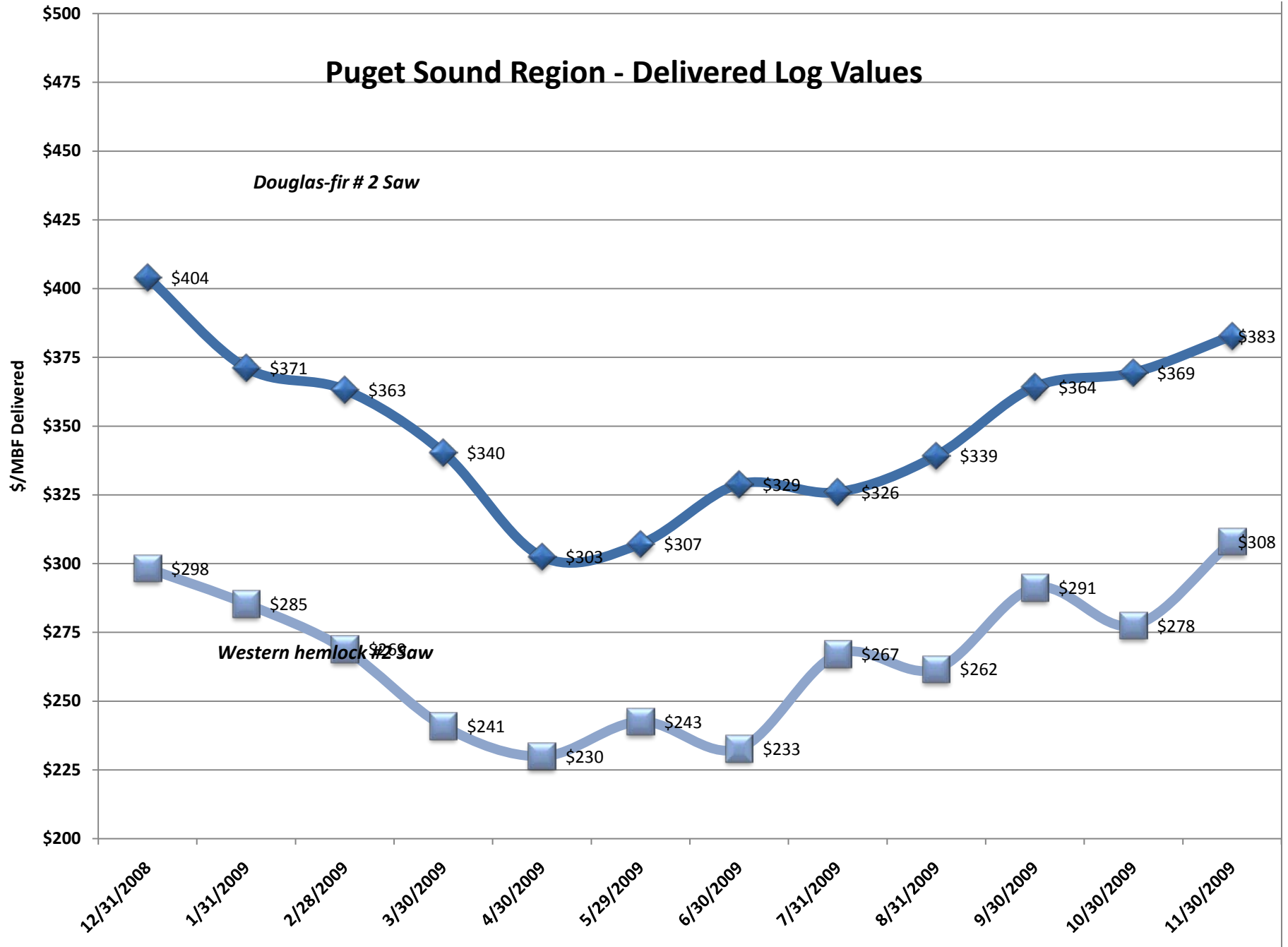
Publish date: Nov. 30, 2009

\*Note: Utility price based on conversion factor of 9.0 tons/mbf

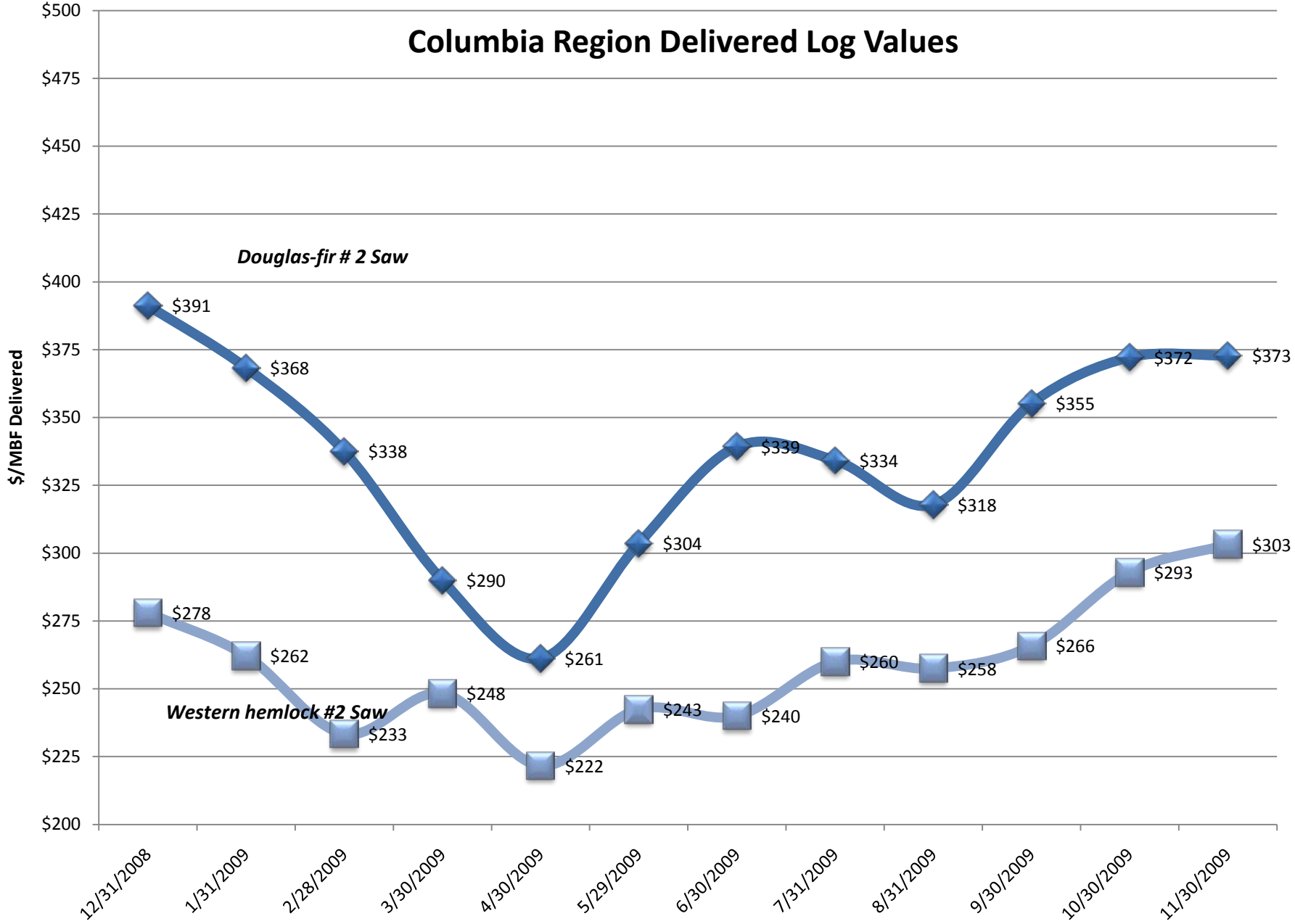
This information is provided for informational purposes only and no warranty is expressed or implied.  
 For questions please contact Dave Richards at 360-902-1365 or email at [dave.richards@dnr.wa.gov](mailto:dave.richards@dnr.wa.gov)



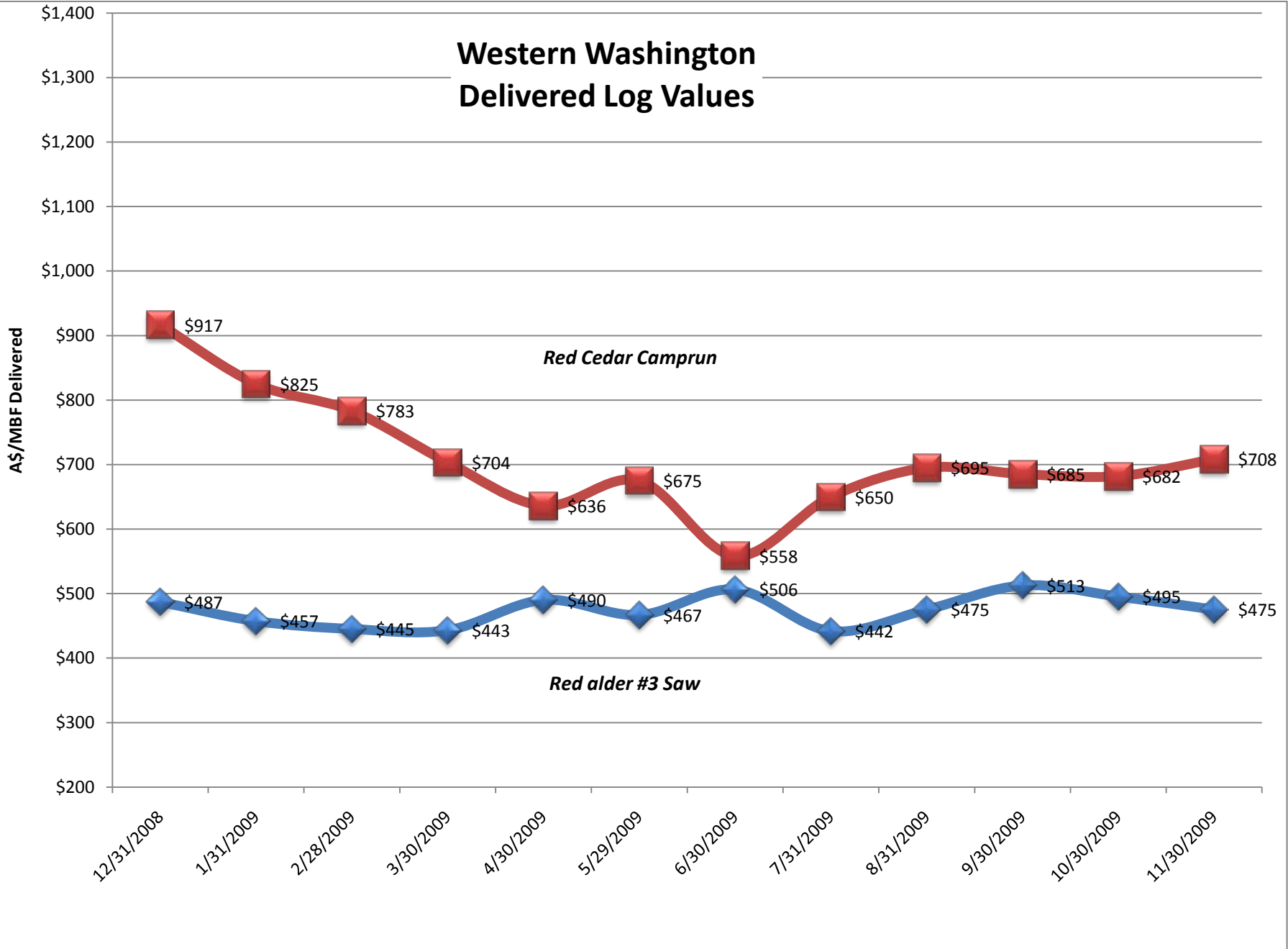
# Puget Sound Region - Delivered Log Values



# Columbia Region Delivered Log Values



# Western Washington Delivered Log Values



REGION 1 LOGLINES

<b>Log Price Pub. Date:</b>	<b>Region:</b>
Composite Aug. 2009	R1 AVG.
<b>For November 2009 sales</b>	

	<b>3P</b>	<b>SM</b>	<b>1S</b>	<b>2S</b>	<b>3S</b>	<b>4S</b>	<b>UT</b>
<b>Doug-fir</b>	\$425	\$425		\$380	\$350	\$331	\$270
<b>Hemlock</b>		\$320		\$320	\$300	\$285	\$270
<b>Silver/grand fir</b>		\$320		\$320	\$300	\$285	\$270
<b>Noble fir</b>		\$320		\$320	\$300	\$285	\$270
<b>Spruce</b>		\$250		\$250	\$250	\$250	\$270
<b>Cedar</b>				\$800	\$800	\$800	
<b>Lodgepole</b>		\$320		\$320	\$300	\$285	\$270
<b>White pine</b>		\$320		\$320	\$300	\$285	\$270
<b>Maple</b>			\$300	\$300	\$263	\$233	\$259
<b>Alder</b>			\$560	\$560	\$500	\$400	\$259
<b>Cottonwood</b>	\$90		\$90	\$90		\$90	\$240

**LOGLINES PRICE GROUPS**

Douglas-fir/Domestic
Whitewoods/Domestic
Red Cedar
Red Alder
Maple
Unpublished

REGION 1 LOGLINES

<b>Log Price Pub. Date:</b>	<b>Region:</b>
Composite Aug. 2009	R3 AVG.
<b>For November 2009 sales</b>	

	<b>3P</b>	<b>SM</b>	<b>1S</b>	<b>2S</b>	<b>3S</b>	<b>4S</b>	<b>UT</b>
<b>Doug-fir</b>	\$425	\$425		\$380	\$350	\$331	\$270
<b>Hemlock</b>		\$320		\$320	\$300	\$285	\$270
<b>Silver/grand fir</b>		\$320		\$320	\$300	\$285	\$270
<b>Noble fir</b>		\$320		\$320	\$300	\$285	\$270
<b>Spruce</b>		\$250		\$250	\$250	\$250	\$270
<b>Cedar</b>				\$800	\$800	\$800	
<b>Lodgepole</b>		\$320		\$320	\$300	\$285	\$270
<b>White pine</b>		\$320		\$320	\$300	\$285	\$270
<b>Maple</b>			\$300	\$300	\$263	\$233	\$259
<b>Alder</b>			\$560	\$560	\$500	\$400	\$259
<b>Cottonwood</b>	\$90		\$90	\$90		\$90	\$240

**LOGLINES PRICE GROUPS**

Douglas-fir/Domestic
Whitewoods/Domestic
Red Cedar
Red Alder
Maple
Unpublished

Washington Dept. of Natural Resources

Mill log prices - Domestically Processed

Price Period	November-09
Marketing Region	EASTSIDE

Species - Sort	\$/MBF			Number of Quotes
	Average	High	Low	
<b>Doug-Fir/Larch</b>	<b>\$214</b>	<b>\$300</b>	<b>\$100</b>	<b>14</b>
Camprun	\$236	\$300	\$150	6
CNS	\$230	\$250	\$200	5
Utility	\$143	\$230	\$100	3
<b>White fir/hem</b>	<b>\$211</b>	<b>\$300</b>	<b>\$100</b>	<b>15</b>
Camprun	\$234	\$300	\$150	7
CNS	\$223	\$250	\$150	6
Utility	\$100	\$100	\$100	2
<b>Cedar</b>	<b>\$580</b>	<b>\$675</b>	<b>\$425</b>	<b>5</b>
Camprun	\$580	\$675	\$425	5
<b>Lodgepole</b>	<b>\$220</b>	<b>\$300</b>	<b>\$100</b>	<b>14</b>
Camprun	\$250	\$300	\$205	6
CNS	\$230	\$250	\$200	5
Utility	\$143	\$230	\$100	3
<b>White pine</b>	<b>\$199</b>	<b>\$250</b>	<b>\$100</b>	<b>8</b>
Camprun	\$235	\$250	\$200	4
CNS	\$225	\$250	\$200	2
Utility	\$100	\$100	\$100	2
<b>Pine</b>	<b>\$216</b>	<b>\$285</b>	<b>\$150</b>	<b>9</b>
Small saw	\$215	\$275	\$150	5
Large saw	\$216	\$285	\$150	4
<b>E Spruce</b>	<b>\$215</b>	<b>\$300</b>	<b>\$100</b>	<b>14</b>
Camprun	\$239	\$300	\$150	6
CNS	\$230	\$250	\$200	5
Utility	\$143	\$230	\$100	3
<b>Grand Total</b>	<b>\$237</b>	<b>\$675</b>	<b>\$100</b>	<b>79</b>

Publish date: November 30,2009

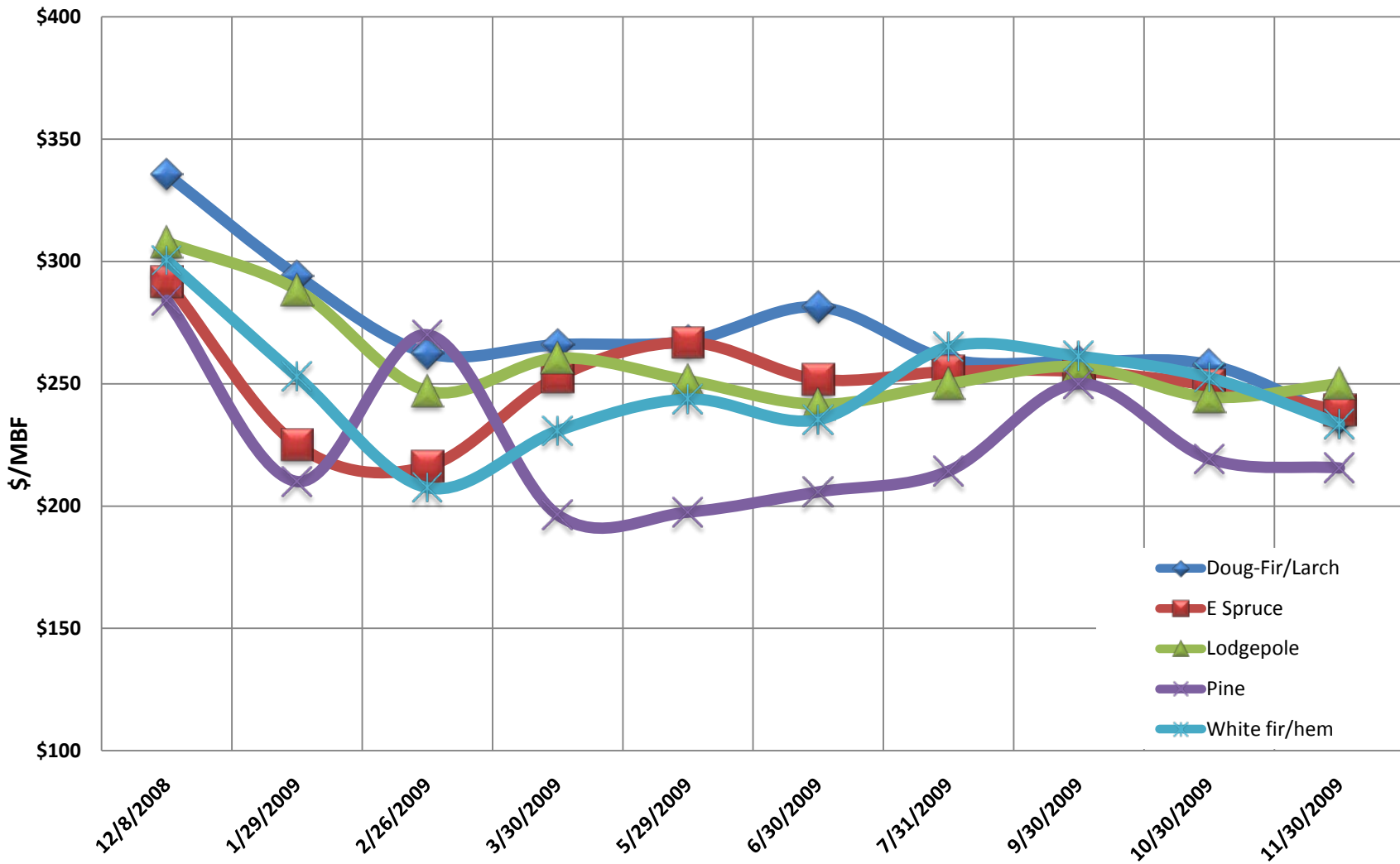
Note: Utility/pulp conversion factor used 8.5 Tons/mbf

This information is provided for informational purposes only and no warranty is expressed or implied.

For questions please contact Dave Richards at 360-902-1365 or email [dave.richards@dnr.wa.gov](mailto:dave.richards@dnr.wa.gov).

# Eastside

## Camprun Delivered Log Prices



Washington Dept. of Natural Resources

Mill log prices - Domestically Processed

Price Period	December-09
Marketing Region	PUGET

Species - Grade	\$/MBF			Number of Quotes
	Average	High	Low	
<b>Doug-Fir</b>	<b>\$390</b>	<b>\$485</b>	<b>\$275</b>	<b>35</b>
SM and Better	\$440	\$485	\$365	5
2 Saw	\$402	\$450	\$315	15
3 Saw	\$370	\$425	\$310	10
4 Saw/CNS	\$364	\$435	\$275	4
Util*	\$279	\$279	\$279	1
<b>White wood</b>	<b>\$303</b>	<b>\$360</b>	<b>\$220</b>	<b>28</b>
SM and Better	\$325	\$325	\$325	1
2 Saw	\$308	\$350	\$235	11
3 Saw	\$288	\$350	\$220	9
4 Saw/CNS	\$305	\$350	\$252	5
Util*	\$320	\$360	\$279	2
<b>Spruce</b>	<b>\$275</b>	<b>\$360</b>	<b>\$125</b>	<b>10</b>
2 Saw	\$273	\$325	\$170	4
3 Saw	\$240	\$300	\$125	3
4 Saw/CNS	\$305	\$305	\$305	1
Util*	\$320	\$360	\$279	2
<b>Cedar</b>	<b>\$700</b>	<b>\$700</b>	<b>\$700</b>	<b>1</b>
Camprun	\$700	\$700	\$700	1
<b>Alder</b>	<b>\$349</b>	<b>\$661</b>	<b>\$100</b>	<b>15</b>
2 Saw	\$521	\$661	\$450	4
3 Saw	\$425	\$450	\$400	2
4 Saw	\$325	\$400	\$275	5
Util*	\$168	\$225	\$100	4
<b>Maple</b>	<b>\$221</b>	<b>\$300</b>	<b>\$50</b>	<b>9</b>
2 Saw	\$275	\$300	\$250	2
3 Saw	\$300	\$300	\$300	1
4 Saw	\$217	\$300	\$150	3
Util*	\$164	\$225	\$50	3
<b>Cotton Wood</b>	<b>\$192</b>	<b>\$225</b>	<b>\$160</b>	<b>4</b>
Util*	\$221	\$225	\$216	2
Camprun	\$163	\$165	\$160	2
<b>Grand Total</b>	<b>\$329</b>	<b>\$700</b>	<b>\$50</b>	<b>102</b>

Publish date: Dec. 31, 2009

\*Note: Utility price based on conversion factor of 9.0 tons/mbf

This information is provided for informational purposes only and no warranty is expressed or implied.

For questions please contact Dave Richards at 360-902-1365 or email at dave.richards@dnr.wa.gov



Washington Dept. of Natural Resources

Mill log prices - Domestically Processed

Price Period	December-09
Marketing Region	COLUMBIA

Species - Grade	\$/MBF			Number of Quotes
	Average	High	Low	
<b>Doug-Fir</b>	<b>\$391</b>	<b>\$435</b>	<b>\$315</b>	<b>23</b>
SM and Better	\$419	\$419	\$419	1
2 Saw	\$394	\$423	\$330	9
3 Saw	\$395	\$435	\$315	9
4 Saw/CNS	\$371	\$375	\$370	4
<b>White wood</b>	<b>\$294</b>	<b>\$350</b>	<b>\$270</b>	<b>14</b>
2 Saw	\$304	\$350	\$290	5
3 Saw	\$293	\$325	\$270	5
4 Saw/CNS	\$281	\$300	\$275	4
<b>Spruce</b>	<b>\$315</b>	<b>\$330</b>	<b>\$290</b>	<b>9</b>
2 Saw	\$330	\$330	\$330	3
3 Saw	\$325	\$325	\$325	3
4 Saw/CNS	\$290	\$290	\$290	3
<b>Cedar</b>	<b>\$698</b>	<b>\$800</b>	<b>\$625</b>	<b>3</b>
Camprun	\$698	\$800	\$625	3
<b>Alder</b>	<b>\$426</b>	<b>\$570</b>	<b>\$175</b>	<b>11</b>
2 Saw	\$561	\$570	\$550	3
3 Saw	\$500	\$500	\$500	1
4 Saw	\$388	\$501	\$272	6
Util*	\$175	\$175	\$175	1
<b>Maple</b>	<b>\$335</b>	<b>\$425</b>	<b>\$150</b>	<b>5</b>
2 Saw	\$425	\$425	\$425	1
3 Saw	\$400	\$400	\$400	1
4 Saw	\$350	\$375	\$325	2
Util*	\$150	\$150	\$150	1
<b>Conifer</b>	<b>\$239</b>	<b>\$239</b>	<b>\$239</b>	<b>1</b>
Util*	\$239	\$239	\$239	1
<b>Grand Total</b>	<b>\$373</b>	<b>\$800</b>	<b>\$150</b>	<b>66</b>

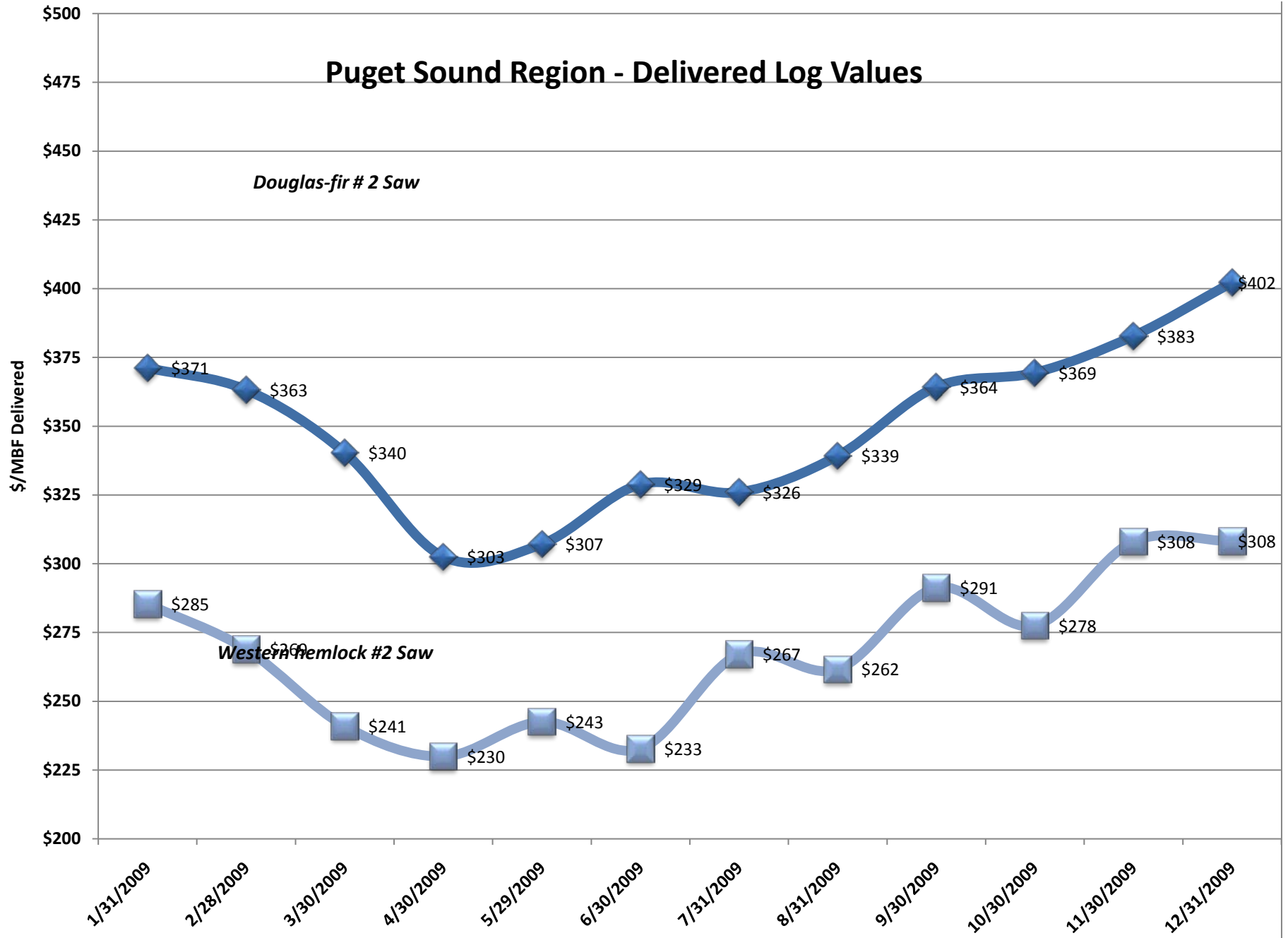
Publish date: Dec. 31, 2009

\*Note: Utility price based on conversion factor of 9.0 tons/mbf

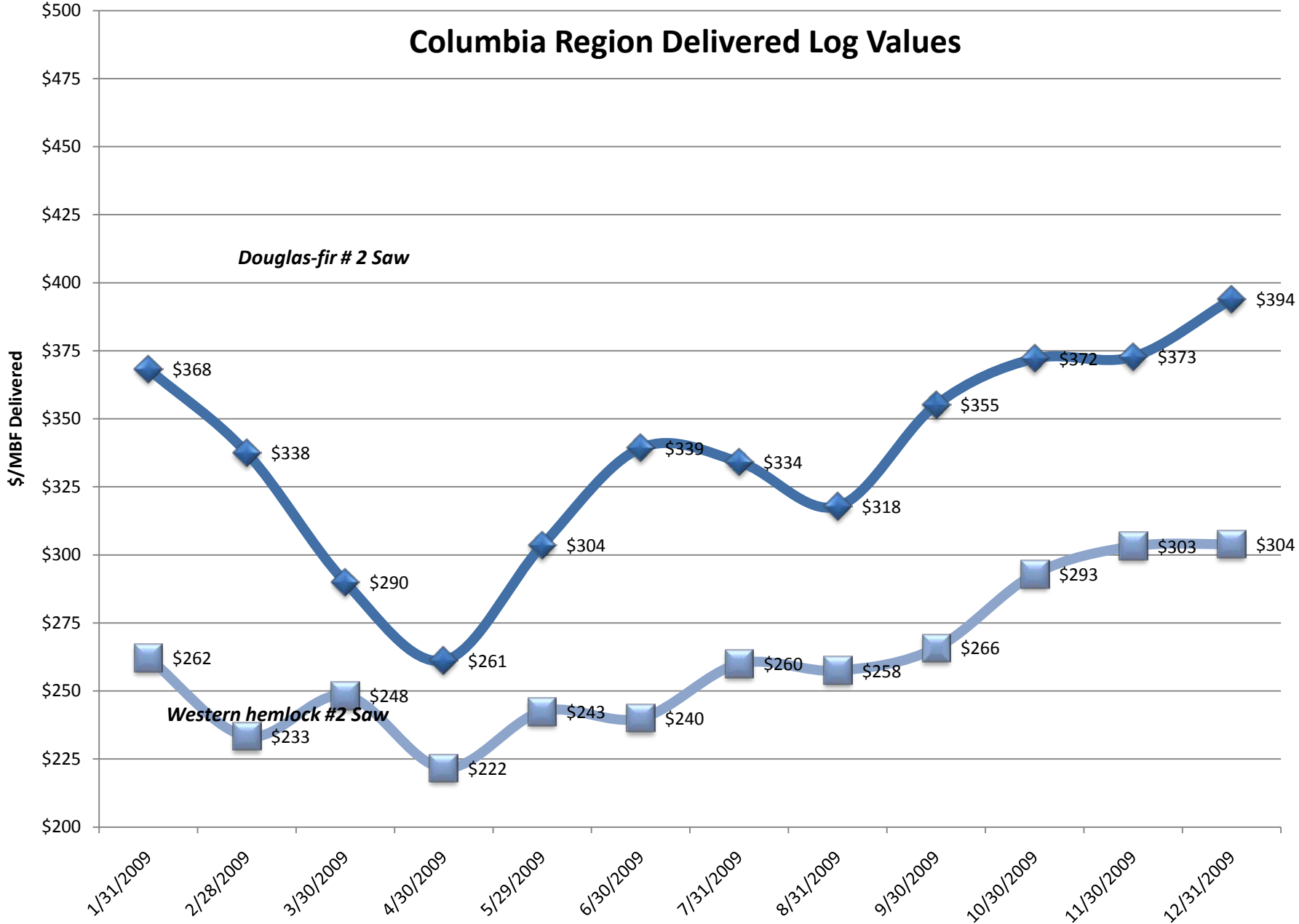
This information is provided for informational purposes only and no warranty is expressed or implied.

For questions please contact Dave Richards at 360-902-1365 or email at dave.richards@dnr.wa.gov

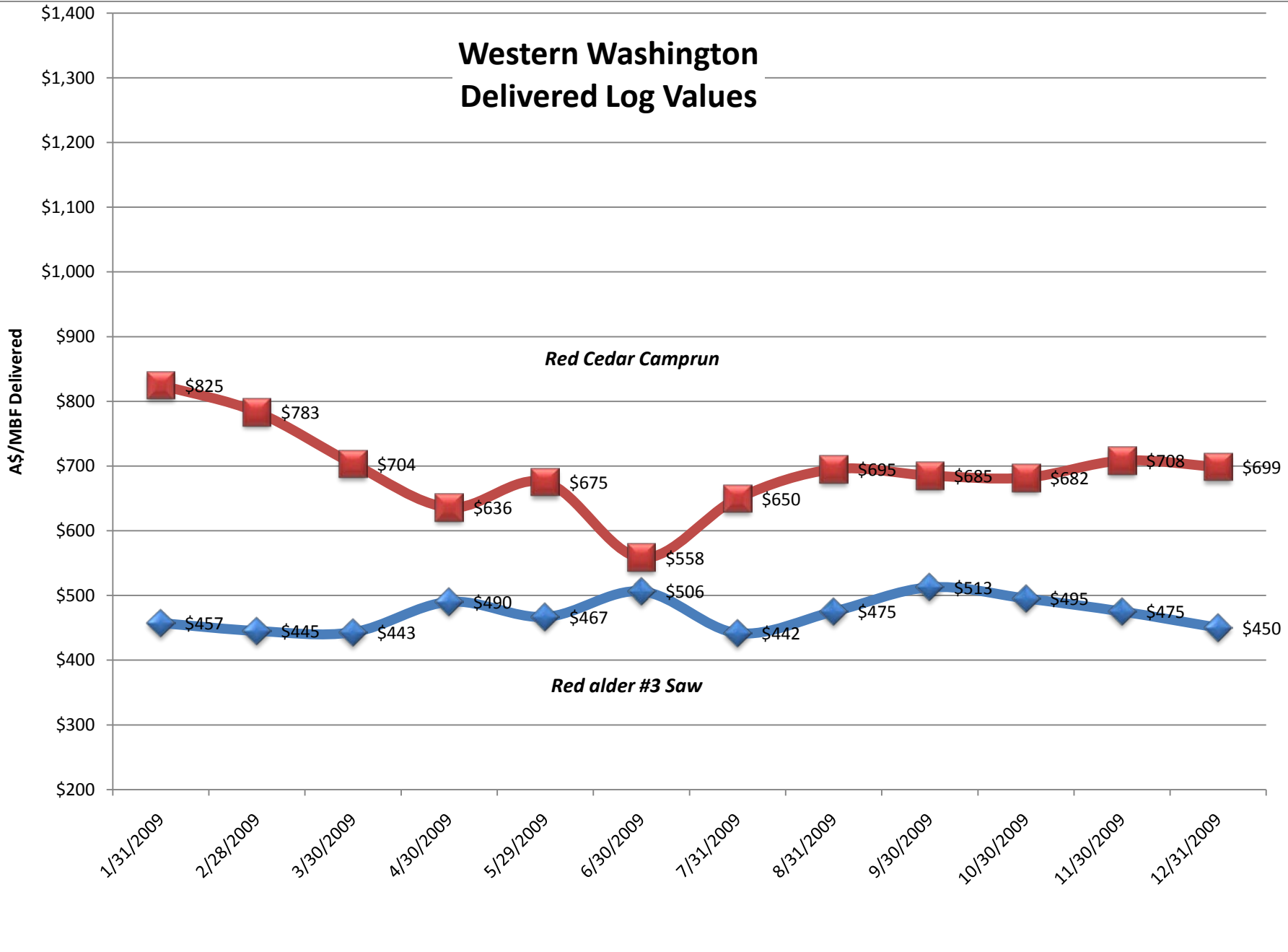
# Puget Sound Region - Delivered Log Values



# Columbia Region Delivered Log Values



# Western Washington Delivered Log Values



Westside Log Prices - Puget Region

<b>Log Price Pub. Date:</b>	<b>Region:</b>
Survey September 2009	R1 AVG.
For Dec 2009 sales	

	3P	SM	1S	2S	3S	4S	UT
Doug-fir	\$451	\$451		\$410	\$380	\$370	\$279
Hemlock		\$350		\$350	\$320	\$285	\$279
Silver/grand fir		\$350		\$350	\$320	\$285	\$279
Noble fir		\$350		\$350	\$320	\$285	\$279
Spruce		\$300		\$300	\$275	\$275	\$279
Cedar				\$725	\$725	\$725	
Lodgepole		\$350		\$350	\$320	\$285	\$279
White pine		\$350		\$350	\$320	\$285	\$279
Maple			\$300	\$300	\$300	\$225	\$221
Alder			\$575	\$575	\$525	\$500	\$288
Cottonwood	\$221		\$221	\$221		\$221	\$206

**LOGLINES PRICE GROUPS**

Douglas-fir/Domestic
Whitewoods/Domestic
Red Cedar
Red Alder
Maple
Unpublished

Westside Log Prices - Columbia Region

<b>Log Price Pub. Date:</b>	<b>Region:</b>
Survey Sept 2009	R3 AVG.
For Dec 2009 sales	

	3P	SM	1S	2S	3S	4S	UT
Doug-fir	\$451	\$451		\$410	\$380	\$370	\$279
Hemlock		\$350		\$350	\$320	\$285	\$279
Silver/grand fir		\$350		\$350	\$320	\$285	\$279
Noble fir		\$350		\$350	\$320	\$285	\$279
Spruce		\$300		\$300	\$275	\$275	\$279
Cedar				\$725	\$725	\$725	
Lodgepole		\$350		\$350	\$320	\$285	\$279
White pine		\$350		\$350	\$320	\$285	\$279
Maple			\$300	\$300	\$300	\$225	\$221
Alder			\$575	\$575	\$525	\$500	\$288
Cottonwood	\$221		\$221	\$221		\$221	\$206

**LOGLINES PRICE GROUPS**

Douglas-fir/Domestic
Whitewoods/Domestic
Red Cedar
Red Alder
Maple
Unpublished

Eastside Log Prices

<b>Log Price Pub. Date:</b>	<b>Region:</b>
Mill survey Sept. 2009	Eastside
For Dec. 2009 sales	

		<b>Camp Run</b>	<b>4"-5"</b>	<b>6"-10"</b>	<b>11"+</b>		
<b>Doug-fir</b>		\$259	\$274				
<b>W. Larch</b>		\$259	\$274				
<b>Ponderosa pine</b>		\$250		\$225	\$300		
<b>Hemlock</b>		\$261	\$302				
<b>White fir</b>		\$261	\$302				
<b>Spruce</b>		\$255	\$274				
<b>Cedar</b>		\$570					
<b>Lodgepole</b>		\$257	\$274				
<b>White pine</b>		\$213	\$302				

**MILL SURVEY PRICE GROUPS**

Douglas-fir Larch/Domestic
Whitewoods/Domestic
Red Cedar
Ponderosa Pine
Engelmann Spruce
Lodgepole
White pine

Washington Dept. of Natural Resources

Mill log prices - Domestically Processed

Price Period	December-09
Marketing Region	EASTSIDE

Species - Sort	\$/MBF			Number of Quotes
	Average	High	Low	
<b>Doug-Fir/Larch</b>	<b>\$250</b>	<b>\$315</b>	<b>\$150</b>	<b>16</b>
Camprun	\$261	\$315	\$150	8
CNS	\$259	\$288	\$216	5
Utility	\$204	\$230	\$170	3
<b>White fir/hem</b>	<b>\$242</b>	<b>\$315</b>	<b>\$50</b>	<b>15</b>
Camprun	\$239	\$315	\$50	8
CNS	\$265	\$288	\$250	5
Utility	\$191	\$213	\$170	2
<b>Cedar</b>	<b>\$350</b>	<b>\$675</b>	<b>\$170</b>	<b>15</b>
Camprun	\$391	\$675	\$200	11
CNS	\$281	\$288	\$274	2
Utility	\$191	\$213	\$170	2
<b>Lodgepole</b>	<b>\$249</b>	<b>\$315</b>	<b>\$170</b>	<b>17</b>
Camprun	\$259	\$315	\$200	9
CNS	\$259	\$288	\$216	5
Utility	\$204	\$230	\$170	3
<b>White pine</b>	<b>\$223</b>	<b>\$300</b>	<b>\$25</b>	<b>10</b>
Camprun	\$214	\$300	\$25	6
CNS	\$281	\$288	\$274	2
Utility	\$191	\$213	\$170	2
<b>Pine</b>	<b>\$210</b>	<b>\$220</b>	<b>\$205</b>	<b>3</b>
Small saw	\$213	\$220	\$205	2
Large saw	\$205	\$205	\$205	1
<b>E Spruce</b>	<b>\$237</b>	<b>\$315</b>	<b>\$50</b>	<b>13</b>
Camprun	\$232	\$315	\$50	7
CNS	\$269	\$288	\$250	4
Utility	\$191	\$213	\$170	2
<b>Grand Total</b>	<b>\$259</b>	<b>\$675</b>	<b>\$25</b>	<b>89</b>

Publish date: December 31,2009

Note: Utility/pulp conversion factor used 8.5 Tons/mbf

This information is provided for informational purposes only and no warranty is expressed or implied.

For questions please contact Dave Richards at 360-902-1365 or email [dave.richards@dnr.wa.gov](mailto:dave.richards@dnr.wa.gov).



# Eastside

## Camprun Delivered Log Prices

