

Region Repeater Identification

Northeast - Yellow
Northwest - Orange
Olympic - Green
Pacific Cascade - Salmon (:)
Southeast - Blue
South Puget - Black
State - Red

Dispatch Area Identification (call sign)

Blue Mountain (La Grande)
CWICC (Wenatchee)
NEWICC (Northeast dispatch)
Northwest (Northwest)
Olympic (Olympic)
Pacific Cascade (Cascade)
South Puget (Puget)

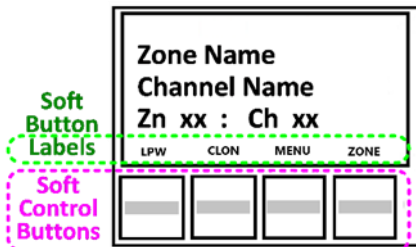
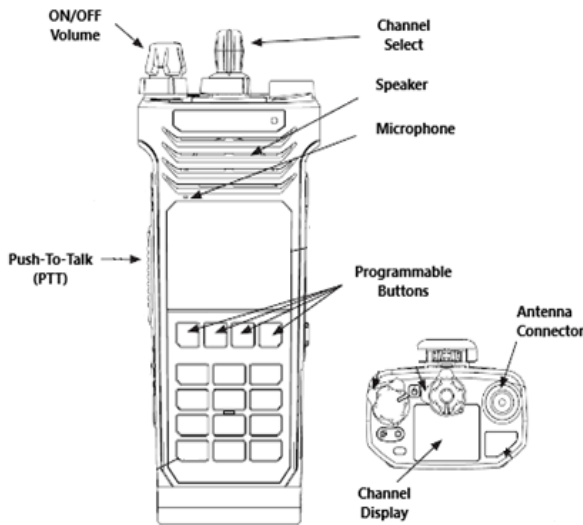
Statewide DNR Repeater Locations

4/23/2024

BKR 5000

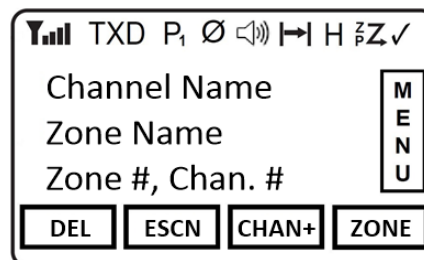
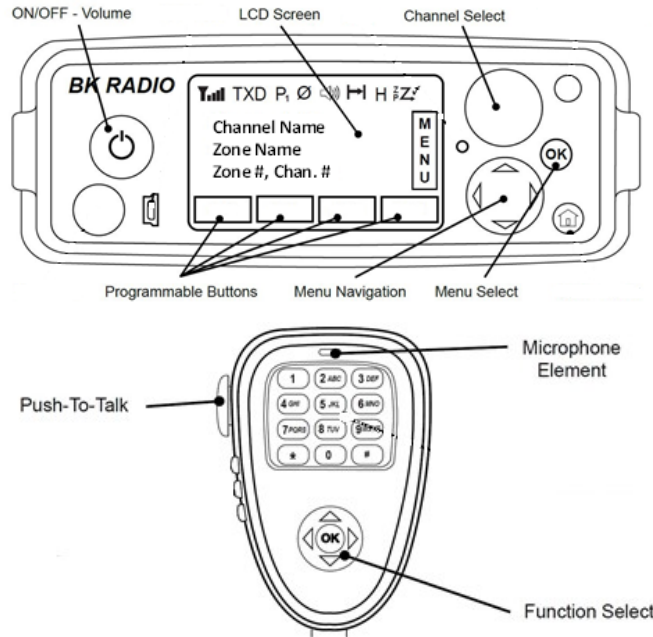
BKR5000

1. Rotate the volume knob to turn radio on. Adjust volume to halfway and then as needed.
2. Select **ZONE** (soft button),
3. Use the **PREV**, **NEXT** buttons to select the desired zone. Choose the desired zone then hit **ENT**.
4. Use channel select knob to select desired channel
5. Press push-to-talk (PTT) and speak into the microphone. Release



M-150

1. Press the Volume knob to turn on/off
2. Select **MENU**, then choose **Zone Select**.
3. Scroll the list of available zones using the **UP** or **DOWN** buttons. Press OK to confirm the selection.
4. Rotate the **Channel Select** knob to change to the desired channel.
5. Press push-to-talk (PTT) and speak into the microphone. Release when finished.



Talking on the radio

You can either talk directly to nearby units (within a mile or two depending on terrain) or to Dispatch and distant units through a mountain-top repeater. The DNR COM channel is used to talk locally, and dispatch does not monitor that. To reach dispatch, you must:

- Understand where you are, and what region you are in.
- Select the ZONE for the region you're in:

Northeast	Northwest
Olympic	Pacific Cascade
SE Area	South Puget
- Using the map, choose the **region** repeater nearest to you. If you can't reach dispatch that way, try the next nearest repeater. Terrain, location, and vegetation have an effect on radio signals, so the nearest repeater might not be the best repeater.
- Use the correct dispatch call sign (see map).
- Use your call sign, or your last name instead.
- The format is <who you're calling> + <who you are> + <what channel you're on> For instance: 'Northeast, Franz, Chewelah' In this case, the Commissioner is calling Northeast on the Chewelah repeater, and she forgot her call sign
- Think about what to say, press the PTT, wait half a second, speak, wait half a second and release the PTT. This gives the system time to get connected and keeps you from being 'chopped off'.
- DO use plain language in a normal speaking voice. DO NOT cuss, use '10 codes', or ramble on. Airtime is precious.
- Remember that anyone could be listening.